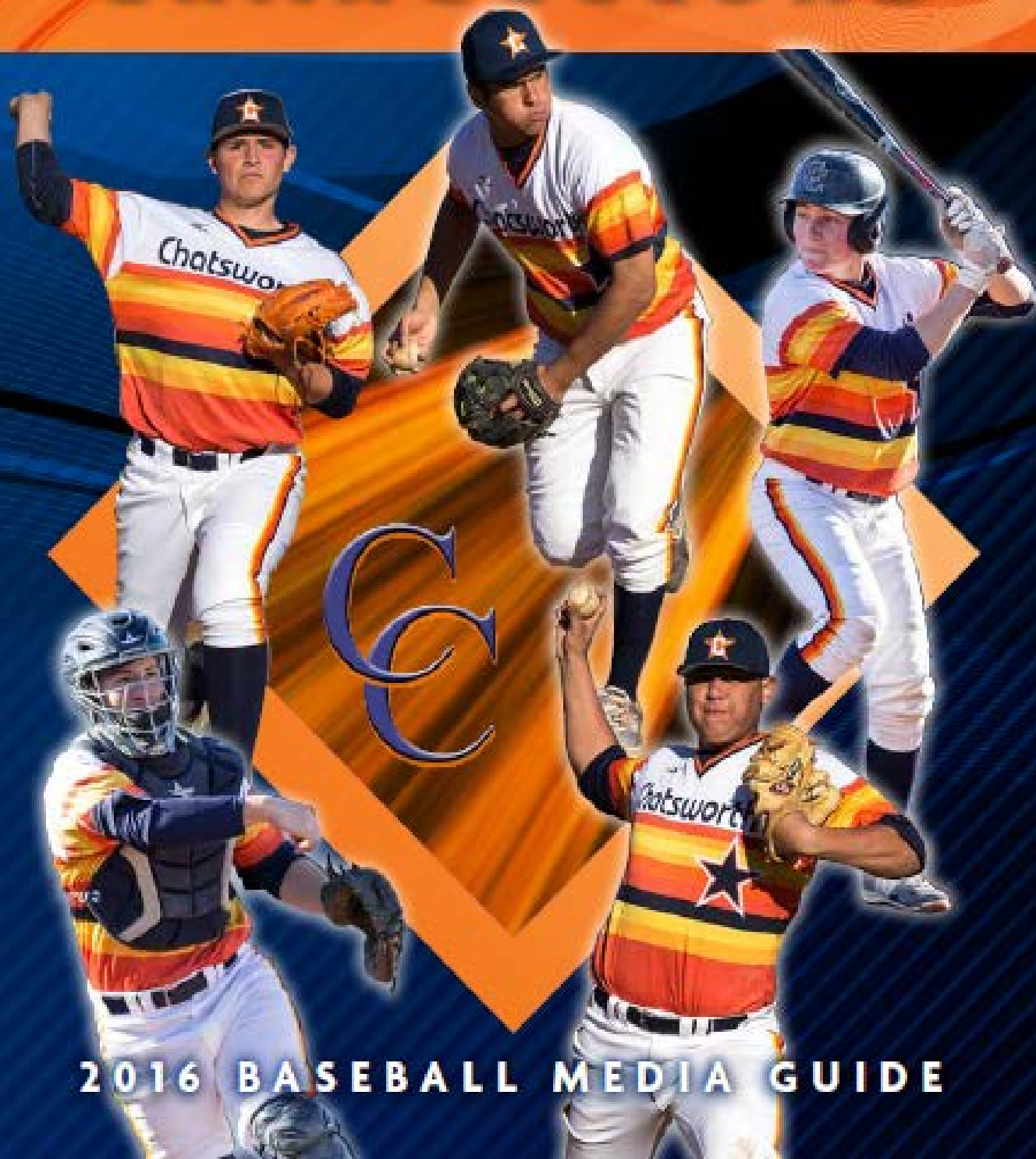


CHATSWORTH

CHANCELLORS



2016 BASEBALL MEDIA GUIDE

EASTERN MORTGAGE COMPANY

Real Estate Equity Lending

RESIDENTIAL • COMMERCIAL • INDUSTRIAL • LAND

JOHN SHAIKIN

President

4751 Wilshire Blvd., Suite 203 • Los Angeles, CA 90010

Phone: (323) 651-2100 • Fax: (323) 651-0743

Email: shaikin@onebox.com

www.eastermortgagecompany.com

Chatsworth Baseball

2016 Quick Facts



General Information

Location:	10027 Lurline Avenue Chatsworth, CA 91311
Nickname:	Chancellors
Colors:	Navy, Orange and White
Affiliation:	CIF Los Angeles City Section
League:	West Valley
Home Field:	Chatsworth Ballpark (on campus)
Founded:	1963
Principal:	Tim Guy
Athletic Asst. Principal:	Margaret Kearns
Athletic Director:	John Sheriff
Asst. Athletic Director:	Vahan Minassian

Baseball Coaches and Staff

Head Coach:	Tom Meusborn (Long Beach State)
Assistant Coach:	Fred Pudrith (Cal State Northridge)
Assistant Coach:	Charlie Hatfield (Oklahoma)
Assistant Coach:	Mickey Merrill (Univ of Pacific, Stockton)
Head JV Coach:	Thomas McKenna (Cal State Northridge)
Assistant JV Coach:	Ted Nowak
Baseball Assistants:	Liz Ramos
Public Address Announcer:	Gary Rennpferd
Nurse:	Daisy Hizon
Plant Manager:	Andre Crenshaw
Baseball Office Phone:	(818) 678-3400, Ext. 216

You can find more Chancellor
baseball on our website at:
www.chatsworthhs.org/baseball

Table of Contents

Coaches & Staff	
Tom Meusborn	2
Varsity Assistant Coaches	3
JV Coaches	4
Varsity	
Team	5
Player Profiles	6
Junior Varsity	
Team	12
Players	13
Chancellors at Dodger Stadium	18
Review	
Year-by-Year Record	19
2003 National Champion Review	20
2004 National Champion Review	22
City Titles	
1983, 1990, 1999, 2001, 2007, 2008, 2009	24
Varsity Teams From The Past	
1990 – 2015	28
Chancellors in Professional Baseball	37
Chancellors in Four Year Colleges	37
Record Book	
Batting Year-by-Year Leaders	38
Pitching Year-by-Year Leaders	40
Individual Season Batting Records	42
Individual Season Pitching Records	43
Career Batting	43
Career Pitching	44
Year-by-Year Scores	
1980-1983	45
1984-1989	46
1990-1995	47
1996-2000	48
2001-2006	49
2007-2011	50
2012-2015	51
Other Significant Seasons	51
Record Against Opponents	52
Team Season Records	52
No Hitters by Chatsworth Pitchers	52
Awards & Alumni	
Awards	53
Alumni	54
Stat Tracker	
Team Rankings	55
Individual Rankings	56
School Administrators	57
2007 Draft	58
2016 Sponsor	
Friends of the Chancellors	61
Advertisers	62



Tom Meusborn's Year-by-Year Record

Year	Overall	League	Place	Year	Overall	League	Place
1990	24-5-1	12-4-1	2nd	2003	33-1	15-0	1st
1991	18-7-1	13-3-1	1st	2004	35-0	15-0	1st
1992	17-11	11-6	1st	2005	29-4	13-2	1st
1993	22-8	12-5	2nd	2006	30-3	14-1	1st
1994	28-5	16-1	1st	2007	30-4	15-0	1st
1995	17-10	11-6	1st	2008	29-5	14-1	1st
1996	22-7	11-6	1st	2009	30-4	12-3	2nd
1997	20-9	13-4	1st	2010	25-5	9-1	1st
1998	29-4	15-2	1st	2011	24-6	9-1	1st
1999	27-3	16-1	1st	2012	28-5-1	8-2	1st
2000	25-2-1	15-0	1st	2013	20-12	7-3	1st
2001	31-2	13-2	1st	2015	24-11	8-2	2nd
2002	25-6	8-5	3rd	Totals	618-128-4	297-59-2	

25 TOM MEUSBORN

Tom Meusborn has coached Chatsworth to 15 Los Angeles City title games, including seven in a row from 2003 to 2009 ... His eight Los Angeles City Section championships are the most by any coach in the section ... Besides being selected national champions by three publications each in 2003 and 2004, his teams have been nationally ranked by different publications virtually every year since 1990 ... His 2000, 2003, 2004 and 2007 teams won the West Valley League title undefeated (15-0 each) ... Has guided the Chancellors to 20 WVWL titles ... From 1994 to 2013, has failed to win the WVWL title only twice, a third-place finish in 2002 and a second-place finish in 2009 ... Many of his players have moved on to college or professional baseball ... In 2011, Meusborn was one of the coaches on the USA team that won the gold medal at the Youth World Championships in Lago de Moreno, Mexico ... In 2012 and 2013, Meusborn managed the 15 and under USA National Team. The 2012 team participated in a Friendship Series in the Dominican Republic. In 2013 the National Team beat Cuba

to win the gold in Barranquilla, Colombia. Honors include coach of the decade by the Los Angeles Daily News, awarded in December 2009, national coach of the year by USA Today in 2003 and by National High School Coaches Association in 2004, California Coaches Association coach of the year in 2002, Cal-Hi Sports coach of the year in 2001, National High School Baseball Coaches Association Region 8 coach of the year in 2000 and 2007, Los Angeles Times coach of the year in 2000, 2001 and 2004, Los Angeles City coach of the year in 1990 and "Pinnacle of Success" coach of the year in 1990 ... Received the Tommy Lasorda Lifetime Achievement Award in January 2009 ... Was a physical education instructor and baseball coach at Grant High in Van Nuys before coming to Chatsworth ... Graduated from Long Beach State ... Resides in Granada Hills with his wife Mary; son Shawn, a former infielder on the varsity baseball team at Chatsworth now pursuing a teaching credential at Cal State Northridge; and daughter Kellie, who is a junior at the University of Oregon.




21 **FRED PUDRITH**

In his sixteenth season with the Chancellors ... In his first eight seasons the Chancellors have been in the finals seven times ... Was head coach at Monroe High in North Hills from 1997 to 2001 ... Also coached at Valley College and Crespi High ... Works with Chancellor infielders, is primarily responsible for scouting, setting up defensive alignments during games and coaches third base ... Is the head coach of the Chatsworth baseball team in the summer ... Coach Pudrith received the 2014 National High School Baseball Coaches Association Regional Assistant Coach of the Year Award ... Played baseball at Van Nuys High ... Has a B.S. from Cal State Northridge ... Teaches physical education and is department chairman ... Resides in Studio City.



12 **CHARLIE HATFIELD**

In his twenty-first season with the Chancellors ... Was the head coach of the frosh-soph team for 14 years ... Has been a part of six finalist teams and six championships ... Has been an integral part of the American Legion baseball program for many seasons, serving as Area 6 commissioner ... Coached a Sylmar legion team to a World Series title ... Graduated from Oklahoma ... Resides in Northridge.



22 **MICKEY MERRILL**

In his ninth season... Served eight seasons as head Frosh/Soph coach ... Played catcher at North Hollywood High and at University of Pacific in Stockton ... Was a member of a state championship team at Los Angeles Valley College ... Was an assistant coach at North Hollywood High in 1996 and 1997 ... Has a B.A. in public relations from Pacific ... Resides in Northridge with wife Bridget. They have two children, son Ryan, who played on the Chatsworth 2007 championship team, and daughter Danielle.





7 THOMAS McKENNA

Fourth year as Head Junior Varsity coach ... Graduated from Granada Hills High School in 2006 ... Played at Dodger Stadium in 2006 going 1-3 with a triple and RBI in a 5-3 win over Birmingham High School ... Was named to second team All-City as a junior (2005) with a .442 BA, 43 hits, and 13 stolen bases ... Went on to play baseball at Los Angeles Mission College ... Certified by National Federation of State High School Associations (NFHS) ... Assistant Varsity coach at Sierra Canyon High School from 2009-2011 ... Assistant coach at L.A. Mission College in 2011-2012 working with the hitters and outfielders ... Received Bachelor of Science Degree in Physical Education at California State University of Northridge ... Resides in Northridge.



25 TED NOWAK

In his ninth season...has been an assistant coach in the Chatsworth summer program the last nine years ... Works with outfielders, hitters and coaches first base ... Has served eight seasons as assistant Frosh/Soph coach ... Resides in Chatsworth with his wife Pam. They have two children, son Tim and daughter Stacy ... Son Tim is a former Chancellors outfielder and a former assistant coach in the program





From left to right—**Front:** Alex Milone, Hunter Konecny-Pena, Ryan Roche, Daniel Zakosek, Randy Mata, Nick Henry, Jimmy Hernandez. **Middle:** Branden Lowe, Andrew Saenz, Brandon Bohning, Josh Medina, Zach Kaminkow, Max Mehlbaum, Gabe Gonzalez. **Back:** Assistant Coach Mickey Merrill, Assistant Coach Fred Pudrith, Ryan Sandberg, Tommy Palomera, Josh Garcia, Andrew Renteria, Edrick Moreno, Assistant Coach Charlie Hatfield, Head Coach Tom Meusborn.

NUMERICAL ROSTER

NO.	NAME	POSITION	TH/BTS	HT	WT	GRADE
2	RANDY MATA	OF	R/R	5'11"	160	11
4	HUNTER KONECNY-PENA	2B/3B	R/L	5'6"	160	12
7	NICK HENRY	C	R/L	5'7"	180	12
8	BRANDON BOHNING	SS	R/R	5'8"	160	11
9	RYAN ROCHE	3B/P	R/R	5'8"	165	11
10	JIMMY HERNANDEZ	2B	R/R	5'8"	160	12
13	ANDREW RENTERIA	2B/SS	R/R	6'2"	230	12
16	EDRICK MORENO	P/1B	R/R	6'2"	220	12
18	TOMMY PALOMERA	P/1B	R/R	6'0"	215	11
23	RYAN SANDBERG	OF	R/R	6'0"	165	12
24	JOSH MEDINA	OF/P	R/R	5'11"	165	11
25	DANIEL ZAKOSEK	C	R/L	5'10"	180	11
26	JOSH GARCIA	P/1B	R/R	6'3"	260	12
27	ANDREW SAENZ	P	R/R	5'8"	220	12
28	ZACH KAMINKOW	C/3B	R/R	5'10"	175	11
30	BRANDEN LOWE	OF	R/R	5'8"	160	12
31	MAX MEHLBAUM	OF/P	L/L	5'10"	185	12
35	GABE GONZALEZ	1B	R/R	5'10"	250	11


COACHES

25	TOM MEUSBORN	HEAD COACH	LONG BEACH STATE
12	CHUCK HATFIELD	ASSISTANT COACH	OKLAHOMA
21	FRED PUDRITH	ASSISTANT COACH	CAL STATE NORTHRIDGE
22	MICKY MERRILL	ASSISTANT COACH	PACIFIC, STOCKTON



ALPHABETICAL ROSTER


NO.	NAME
8	BRANDON BOHNING
26	JOSH GARCIA
35	GABE GONZALEZ
7	NICK HENRY
10	JIMMY HERNANDEZ
28	ZACH KAMINKOW
4	HUNTER KONECNY-PENA
30	BRANDEN LOWE
2	RANDY MATA
24	JOSH MEDINA
31	MAX MEHLBAUM
16	EDRICK MORENO
18	TOMMY PALOMERA
13	ANDREW RENTERIA
9	RYAN ROCHE
27	ANDREW SAENZ
23	RYAN SANDBERG
25	DANIEL ZAKOSEK



SHORTSTOP
R/R • 5'8" • 160
JUNIOR

8 BRANDON BOHNING

Birth date: February 8, 1999
Parents: Robert and Minerva Bohning
Person you would like to meet: Bill Gates
Favorite vacation spot: Oakridge
Favorite movie: Dazed and Confused, South Paw
Youth baseball: Simi Youth, VSA
Most famous person met: Mike Moustakas
Favorite music artist: Tinashe, Rebelution
Favorite quote: "Somebody out there is working harder than you."
Favorite player: Mike Trout
Greatest achievement: All League 2013-2014, All League 2014-2015



PITCHER / FIRST BASE
R/R • 6'3" • 260
SENIOR

26 JOSH GARCIA

Birth Date: June 12, 1998
Parent: Wendy Garcia
Person you would like to meet: Josh Donaldson
Hobbies: Netflix and Chill
Favorite vacation spot: Las Vegas, NV
Youth baseball: Granada Hills LL
Most famous person met: Kobe Bryant
Favorite music artist: YG
Favorite quote: "Play hard and have fun."
 –Tony Gwynn
Favorite player: Marcus Stroman
Greatest achievement: Making Chatsworth's Baseball team



FIRST BASE
R/R • 5'10" • 250
JUNIOR

35 GABE GONZALEZ


Birth date: January 30, 1999
Parents: Richard and Sonia Kang
Person you would like to meet: Blake Griffin
Hobbies: Basketball, Video Games, Lifting
Favorite vacation spot: Hawaii
Favorite movie: The Dark Knight
Youth baseball: VSA
Most famous person met: Chris Paul
Favorite music artist: Drake
Favorite quote: "Passion is the fuel for success."
 –Kobe Bryant
Favorite player: Adrian Gonzalez
Greatest achievement: Running two marathons





10 JIMMY HERNANDEZ

Birth date: August 26, 1998
Parents: Daniel Hernandez and Marisa Moran
Person you would like to meet: Pete Rose
Favorite vacation spot: Mexico
Favorite movie: 42
Youth baseball: Valley Sports Academy, East Valley
Most famous person met: Luis Gonzalez
Favorite music artist: Sublime
Favorite quote: "A life is not important except in the impact it has on other lives –Jackie Robinson
Favorite player: Dee Gordon
Greatest achievement: Winning second place in Slump Buster Tournament in Omaha, Nebraska




SECOND BASE
R/R • 5'8" • 160
SENIOR



7 NICK HENRY

Birth date: July 28, 1998
Parents: Dave and Denise Henry
Person you would like to meet: Derek Jeter
Hobbies: Baseball, swimming, kayaking
Favorite movie: Remember the Titans
Youth baseball: CJBL
Most famous person met: Matt Kemp
Favorite music artist: Zac Brown Band
Favorite quote: "You miss 100% of the shots you don't take."
Favorite player: Yadier Molina
Greatest achievement: Being a part of the Chatsworth Baseball program




CATCHER
R/L • 5'7" • 180
SENIOR




28 ZACH KAMINKOW

Birth Date: September 10, 1999
Parents: Shawn and Beth Silverman Kaminkow
Person you would like to meet: Derek Jeter
Hobbies: Hang out with friends and go to the gym
Youth baseball: Santa Susana, Simi Youth, VSA
Most famous person met: Wayne Gretzky
Favorite quote: "There are three types of baseball player – those who make it happen, those who watch it happen, and those who wonder what happened." –Tommy Lasorda
Favorite player: Bryce Harper
Greatest achievement: Winning the 2008 Pinto World Series




CATCHER / THIRD BASE
R/R • 5'10" • 175
JUNIOR



SECOND / THIRD BASE
R/L • 5'6" • 160
SENIOR

4 HUNTER KONECNY-PENA

Birth Date: August 16, 1998
Parents: James Pena and Karen Konecny
Person you would like to meet: My grandparents
Hobbies: Hiking, Camping, Airsoft/Paintball, Shooting
Favorite vacation spot: Tennessee, Georgia
Favorite movie: The Iron Giant, The Pacific
Youth baseball: CJBL
Most famous person met: Mike Scioscia
Favorite quote: "The reason a lot of people do not recognize opportunity is because it usually disguises itself as hard work." – Thomas Edison
Favorite player: Vladimir Guerrero
Greatest achievement: Working towards it...



OUTFIELD
R/R • 5'8" • 160
SENIOR

30 BRANDEN LOWE

Birth date: August 1, 1997
Parents: Art Lowe and Yvonne Lowe
Person you would like to meet: Mike Trout
Hobbies: Playing video games and working out
Youth baseball: ATH Baseball
Most famous person met: Mike Moustakas
Favorite quote: "Be the best you can be day in and day out."
Favorite player: Mike Trout
Greatest achievement: I'm thankful for being on this awesome team (Chatsworth Baseball) for all four years and developing skills to be better in baseball and also in life.



OUTFIELD
R/R • 5'11" • 160
JUNIOR

2 RANDY MATA

Birth date: February 27, 1999
Parents: Julian and Lupe Mata
Person you would like to meet: Derek Jeter
Hobbies: Motocross, fishing and hunting
Favorite movie: Field of Dreams
Favorite food: Mashed potatoes
Youth baseball: Valley Sports Academy, Valley Cats
Most famous person met: Travis Pastrance
Favorite music artist: Eminem
Favorite quote: "The number doesn't make the player, the player makes the number." – Tom Meusborn
Favorite player: Dustin Pedroia
Greatest achievement: Making it to Dodger Stadium






24

JOSH MEDINA

Birth Date: April 4, 1999
Parents: Harold and Pamela Medina
Person you would like to meet: Dustin Pedroia
Hobbies: Baseball, fishing, cooking
Favorite movie: Remember the Titans
Youth baseball: Sunrise, West Hills, VSA
Most famous person met: Clay Buchholz
Favorite music artist: Florida Georgia Line
Favorite quote: "Baseball is like church. Many attend but few understand." –Wes Westrum
Favorite player: Dustin Pedroia
Greatest achievement: Playing for Chatsworth Baseball




OUTFIELD / PITCHER
R/R • 5'11" • 165
JUNIOR



31

MAX MEHLBAUM

Birth date: March 5, 1998
Parent: Ray Mehlbaum and Stephanie Kavoulakos
Person you would like to meet: Warren Buffett
Hobbies: Reading, playing music, church
Favorite vacation spot: Arizona
Favorite movie: Interstellar
Youth baseball: Sherman Oaks Little League
Most famous person met: Clayton Kershaw
Favorite music artist: The Beatles
Favorite quote: "The truth will set you free."
Favorite player: Clayton Kershaw
Greatest achievement: Signing my NLI to play baseball at Furman University



OUTFIELD / PITCHER
L/L • 5'10" • 185
SENIOR




16

EDRICK MORENO

Birth date: November 4, 1998
Parents: Efrain and Angie Moreno
Person you would like to meet: Derek Jeter
Favorite vacation spot: Hawaii
Youth baseball: VSA, East Valley
Most famous person met: Clayton Kershaw
Favorite music artist: Ariana Grande
Favorite quote: "Hard work beats talent when talent fails to work hard."—Kevin Durant
Favorite player: Mike Trout
Greatest achievement: Achieving a 3.9 GPA and being part of the California Honor Society




PITCHER / FIRST BASE
R/R • 6'2" • 220
SENIOR



PITCHER / FIRST BASE
R/R • 6'0" • 215
JUNIOR

18 TOMMY PALOMERA

Birth Date: July 8, 1998
Parents: Tonia and Gustavo Palomera
Person you would like to meet: Tommy Powell
Hobbies: Fishing, Paintball
Youth baseball: CJBL, VSA
Most famous person met: Mike Moustakas
Favorite quote: "Baseball is the only field of endeavor where a man can succeed three times out of ten and be considered a good performer."—Ted Williams
Favorite player: Mariano Rivera
Greatest achievement: I was named the Best Freshman player in the state of California in 2014



SECOND BASE / SHORTSTOP
R/R • 6'2" • 230
SENIOR

13 ANDREW RENTERIA

Birth date: August 30, 1998
Parents: Maryann Dryden
Hobbies: Baseball, basketball
Favorite vacation spot: Hawaii
Youth baseball: Mid Valley
Favorite music artist: Neyo
Favorite quote: "Success is peace of mind which is a direct result of self-satisfaction in knowing you did your best to become the best that you are capable of becoming." —John R. Wooden
Favorite player: Robinson Caño
Greatest achievement: Making the Chatsworth Baseball team



THIRD BASE / PITCHER
R/R • 5'8" • 165
JUNIOR

9 RYAN ROCHE

Birth Date: August 11, 1998
Parents: Michael and Michelle Roche
Person you would like to meet: Derek Jeter
Hobbies: Sports
Favorite vacation spot: Lake Tahoe
Youth baseball: VSA, Toluca
Most famous persons met: Johnny Knoxville
Favorite music artist: Florida Georgia Line
Favorite quote: "You can't be lucky all the time, but you can be smart every day."
Favorite player: Bryce Harper
Greatest achievement: Getting second place in Omaha Tournament.






27

ANDREW SAENZ

Birth Date: August 14, 1998
Parents: Jay and Lisa Saenz
Person you would like to meet: Clayton Kershaw
Hobbies: Walks on the beach
Favorite movie: Southpaw
Favorite food: Tri-tip
Youth baseball: Bums Baseball / Mid Valley
Most famous person met: Kobe Bryant
Favorite quote: "The difference between the impossible and the possible lies in a person's determination."
Favorite player: Mike Trout
Greatest achievement: Maintaining a 3.0 or higher GPA throughout high school



PITCHER
R/R • 5'8" • 220
SENIOR



23

RYAN SANDBERG

Birth Date: June 8, 1998
Parents: Jim and Patty Sandberg
Person you would like to meet: Mike Trout
Hobbies: Fishing
Favorite vacation spot: Mammoth
Favorite movie: The Lion King
Favorite food: Cheeseburger
Youth baseball: CJBL
Most famous person met: Hank Aaron
Favorite music artist: Zac Brown Band
Favorite quote: "Aim small, miss small."
Favorite player: Mike Trout
Greatest achievement: Student of the Year 6th Grade




OUTFIELD
R/R • 6'0" • 165
SENIOR



25

DANIEL ZAKOSEK

Birth date: March 4, 1999
Parents: Al and Cori Zakosek
Person you would like to meet: Kevin Hart
Favorite vacation spot: Shaver Lake
Hobbies: Yoga, Airsofting
Youth baseball: North Valley, Mid Valley, VSA
Most famous person met: Will Smith
Favorite music artist: Red Hot Chili Peppers
Favorite quote: "Speak softly but carry a big stick."
 –Theodore Roosevelt
Favorite player: Mike Moustakas
Greatest achievement: Making the USA 14U Developmental Team as an alternate



CATCHER
R/L • 5'10" • 180
JUNIOR



From left to right—**Front:** Ryan Petruzates, Dorian Asher, Kyle Reuser, Nicholas Jimenez, Santana Munoz, Diego Gomez, Max Vargas, Austin Carrillo. **Middle:** Gabriel Crespín, Giovanni Lozano, Roman Wehn, Thomas Gutierrez, Kenny Baumgartner, Miguel Marin, Alex Milone, Quentin Martinez, Young Mun, Steven Diaz, Fernando Torres. **Back:** Assistant Coach Ted Nowak, Stevan Gomez, Hector Carreon, Noah Gonzalez, Mackenzie Lomas, Riley Stanford, Alex Baumgartner, Gabriel Achucarro, Head Coach Thomas McKenna

NUMERICAL ROSTER

NO.	NAME	POSITION	TH/BTS	HT	WT	GRADE
1	THOMAS GUTIERREZ	P/OF	L/L	5'8"	130	JR
2	ALEX BAUMGARTNER	OF	R/R	5'11"	160	JR
3	STEVEN DIAZ	OF	R/R	5'7"	131	SO
4	KENNY BAUMGARTNER	3B/OF	R/R	5'8"	135	SO
5	YOUNG MUN	OF	R/R	5'8"	140	SO
6	MIGUEL MARIN	SS	R/R	5'6"	140	SO
8	ALEX MILONE	C	R/L	5'8"	185	SO
9	NICHOLAS JIMENEZ	OF	L/R	5'4"	135	SO
10	KYLE REUSER	SS/2B	R/R	5'5"	110	FR
11	STEVAN GOMEZ	P/1B	R/R	5'10"	190	FR
14	MACKENZIE LOMAS	P/OF	R/L	6'4"	170	JR
15	GIOVANNI LOZANO	C/OF	R/R	6'0"	160	FR
16	AUSTIN CARRILLO	1B/OF	L/L	5'7"	131	FR
17	NOAH GONZALEZ	3B	R/R	5'10"	155	FR
18	QUENTIN MARTINEZ	P	L/L	5'10"	170	SO
19	HECTOR CARREON	P/1B	R/R	5'8"	152	FR
20	SANTANA MUNOZ	3B	R/R	5'6"	115	FR
21	GABRIEL CRESPIÑ	2B	R/R	5'8"	120	FR
23	RILEY STANFORD	P	L/R	6'2"	170	JR
24	DIEGO GOMEZ	2B	R/R	5'3"	110	FR
26	FERNANDO TORRES	OF	R/R	5'10"	150	SO
27	GABRIEL ACHUCARRO	P	R/R	5'11"	180	FR
28	RYAN PETRUZATES	OF	R/R	5'6"	140	FR
29	ROMAN WEHN	OF/C	R/R	5'9"	145	FR
30	DORIAN ASHER	SS/2B	R/R	5'6"	135	FR
33	MAXWELL VARGAS	2B	R/R	5'0"	110	FR

COACHES

7	THOMAS MCKENNA	HEAD COACH	CAL STATE NORTHRIDGE
25	TED NOWAK	ASSISTANT COACH	

ALPHABETICAL ROSTER

NO.	NAME
27	GABRIEL ACHUCARRO
30	DORIAN ASHER
2	ALEX BAUMGARTNER
4	KENNY BAUMGARTNER
19	HECTOR CARREON
16	AUSTIN CARRILLO
21	GABRIEL CRESPIÑ
3	STEVEN DIAZ
24	DIEGO GOMEZ
11	STEVAN GOMEZ
17	NOAH GONZALEZ
1	THOMAS GUTIERREZ
9	NICHOLAS JIMENEZ
14	MACKENZIE LOMAS
15	GIOVANNI LOZANO
6	MIGUEL MARIN
18	QUENTIN MARTINEZ
8	ALEX MILONE
5	YOUNG MUN
20	SANTANA MUNOZ
28	RYAN PETRUZATES
10	KYLE REUSER
23	RILEY STANFORD
26	FERNANDO TORRES
33	MAXWELL VARGAS
29	ROMAN WEHN



Pitcher
R/R - 5'11" - 180
Freshman

27 Gabriel Achucarro

Birth date: June 7, 2001
Parents: John Achucarro & Cathryn Tharpe
Favorite vacation spot: Las Vegas
Favorite movie: 007 Skyfall
Favorite food: Cheeseburger
Youth baseball: CJBL
Favorite music artist: Avenged Sevenfold
Favorite quote: "The difference between the impossible and the possible lies in a person's determination." -Tommy Lasorda
Favorite player: Zack Greinke
Greatest achievement: Making the Chatsworth baseball team



Shortstop / 2nd Base
R/R - 5'6" - 135
Freshman

30 Dorian Asher


Birth date: July 28, 2001
Parents: Donovan Asher & Shuntel Jackson
Person you would like to meet: Michael Jordan
Hobbies: Swimming, ping pong
Favorite movie: The Sandlot
Youth baseball: Northridge Little League and Mid Valley Pony League
Favorite music artist: Drake
Favorite quote: "Heroes get remembered, but legends never die." -Babe Ruth
Favorite player: Matt Kemp
Greatest achievement: Threw a no-hitter when I was twelve



Outfield
R/R - 5'11" - 160
Junior

2 Alex Baumgartner

Birth date: May 1, 1999
Parents: Ken & Claudia Baumgartner
Person you would like to meet: Vin Scully
Favorite vacation spot: Los Mochis, Sinaloa
Favorite food: Tacos
Youth baseball: Mid Valley, Santa Rosa
Most famous person met: Wayne Gretzky
Favorite music artist: Darius Rucker
Favorite quote: "Winning isn't everything, wanting to win is."
Favorite player: Bryce Harper
Greatest achievement: Making the Chatsworth Baseball team



3rd Base / Outfield
R/R - 5'8" - 135
Sophomore

4 Kenny Baumgartner


Birth date: October 26, 2000
Parents: Ken & Claudia Baumgartner
Person you would like to meet: Selena Gomez
Hobbies: Netflix, hiking
Favorite vacation spot: Cayucos, CA
Favorite food: Chicken Teriyaki
Youth baseball: Mid Valley, Santa Rosa
Most famous person met: Clayton Kershaw
Favorite music artist: Luke Bryan
Favorite quote: "Failing to prepare is preparing to fail."
Favorite player: Kike Hernandez
Greatest achievement: Making the Chatsworth Baseball team



Pitcher / 1st Base
R/R - 5'8" - 152
Freshman

19 Hector Carreon

Birth date: February 11, 2000
Parent: Raquel Del Rosas
Person you would like to meet: Michael Jordan
Favorite vacation spot: Malibu Beach
Hobbies: Ice skating
Favorite movie: Rudy
Favorite food: Well-done steak
Youth baseball: Granada Hills LL
Most famous person met: Will Smith
Favorite music artist: ASAP Rocky
Favorite quote: "Effort equals success."
Favorite player: Sammy Sosa
Greatest achievement: Making it on the Chatsworth Baseball team



1st Base / Outfield
L/L - 5'7" - 131
Freshman

16 Austin Carrillo

Birth date: June 5, 2001
Parents: Jim & Sandra Carrillo
Person you would like to meet: Kobe Bryant
Favorite vacation spot: Mexico
Hobbies: Indoor go-karting, snowboarding
Youth baseball: VSA Vipers / TBTA
Most famous person met: Mike Moustakas
Favorite quote: "It's not about how hard you hit, it's about how hard you can get hit and keep on going."
Favorite player: Bryce Harper
Greatest achievement: Back to back National Champion with travel team



2nd Base
R/R - 5'8" - 120
Freshman

21 Gabriel Crespin

Birth date: May 29, 2001
Parents: Anthony & AnnaMarie Crespin
Person you would like to meet: Dustin Pedroia
Hobbies: Baseball, Video games
Favorite vacation spot: Omaha, NE
Youth baseball: PBA and West LA LL
Most famous person met: Chris Paul
Favorite music artist: YG
Favorite quote: "Don't cry 'cause it's over. Smile 'cause it happened."
 -Tyga
Favorite player: Dustin Pedroia
Greatest achievement: Making the Chatsworth Baseball team



Outfield
R/R - 5'7" - 131
Sophomore

3 Steven Diaz


Birth date: January 6, 2000
Parents: Esteban & Elizabeth Diaz
Person you would like to meet: Selena Gomez
Hobbies: Netflix and chill
Favorite vacation spot: Yuma, AZ
Favorite movie: Gridiron Gang
Youth baseball: Granada Hills Little League
Most famous person met: Corey Maggette
Favorite quote: "I like my girls BBW"
 -Drake
Favorite player: CP3
Greatest achievement: Playing for Chatsworth Baseball



2nd Base
R/R - 5'3" - 110
Freshman

24 Diego Gomez

Birth date: October 24, 2001
Parents: Luis Gomez & Elizabeth Nunez
Person you would like to meet: Adam Sandler
Hobbies: Video games
Favorite vacation spot: Las Vegas
Favorite movie: Rocky
Youth baseball: North-Valley, TBTA
Most famous person met: Joe Torre
Favorite quote: "Resist the temptation to buy into the hype. It will only serve to distract and move us further away from our goal."
Favorite player: Corey Seager
Greatest achievement: Making the Chatsworth Baseball team



Pitcher / 1st Base
R/R - 5'10" - 190
Freshman

11 Stevan Gomez

Birth date: August 22, 2001
Parents: Steve & Leticia Cordova-Gomez
Person you would like to meet: David Ortiz
Hobbies: Baseball
Favorite vacation spot: Cancun, Mexico
Favorite movie: Benchwarmers
Favorite food: Pizza
Youth baseball: Simi Youth Baseball
Favorite music artist: Drake
Favorite quote: "Heroes get remembered but legends never die."
Favorite player: Miguel Cabrera
Greatest achievement: Playing on a team ranked 3rd in the nation



3rd Base
R/R - 5'10" - 155
Freshman

17 Noah Gonzalez

Birth date: August 20, 2000
Parents: Rafael Gonzalez & Ana Canela
Person you would like to meet: Derek Jeter
Hobbies: Listening to music
Favorite vacation spot: San Juan, Puerto Rico
Youth baseball: Chatsworth Junior Baseball League
Most famous person met: Thomas Lister Jr
Favorite quote: "Hard work beats talent when talent fails to work hard."
 -Kevin Durant
Favorite player: Josh Donaldson
Greatest achievement: Being a part of the Chatsworth Baseball program



Pitcher / Outfield
L/L - 5'8" - 130
Junior

1 Thomas Gutierrez

Birth date: June 23, 1999
Parents: Tommy & Kiera Gutierrez
Person you would like to meet: Clayton Kershaw
Hobbies: Playing guitar, speed cruising
Favorite vacation spot: Hawaii
Favorite food: Crab
Youth baseball: Westhills Baseball
Most famous person met: Ice Cube
Favorite music artist: AC/DC
Favorite quote: "It's hard to beat a person who never gives up."
 -Babe Ruth
Favorite player: Clayton Kershaw
Greatest achievement: Making All-League as a Pitcher last year



9 Nicholas Jimenez

Birth date: June 9, 2000
Parents: Jaime & Alma Jimenez
Person you would like to meet: Rickey Henderson
Hobbies: Cycling
Favorite food: Milanesa
Youth baseball: North Valley
Most famous person met: Kobe Bryant
Favorite music artist: Bryson Tiller
Favorite quote: "Play every game like it's your last."
Favorite player: Ricky Henderson
Greatest achievement: Winning 1st place out of 50 teams in a baseball tournament

Outfield
L/R - 5'4" - 135
Sophomore



14 Mackenzie Lomas

Birth date: February 2, 1999
Parents: Andrew & Lisa Lomas
Person you would like to meet: Derek Jeter
Hobbies: Video Games, golf
Favorite movie: The Sandlot
Favorite food: Steak
Youth baseball: CJBL
Most famous person met: John Williams
Favorite music artist: Michael Jackson
Favorite quote: "Hard work beats talent when talent doesn't work hard." -Tim Notke
Favorite player: Derek Jeter
Greatest achievement: Being a part of Chatsworth Baseball team

Pitcher / Outfield
R/L - 6'4" - 170
Junior



15 Giovanni Lozano

Birth date: February 24, 2001
Parents: Robert & Veronica Lozano
Person you would like to meet: Chris Martin
Favorite vacation spot: Hawaii
Favorite food: Parmesan Chicken
Favorite movie: Hardball
Youth baseball: Granada Hills LL
Most famous person met: Mike Moustakas
Favorite music artist: Coldplay
Favorite quote: "When you want to succeed as bad as you want to breath, then you'll be successful."
Favorite player: Salvador Perez
Greatest achievement: Making the Chatsworth Baseball team

Catcher / Outfield
R/R - 6'0" - 160
Freshman



6 Miguel Marin

Birth date: September 3, 2000
Parents: Eustacio & Maricela Marin
Person you would like to meet: Kike Hernandez
Favorite movie: For Love of the Game
Favorite food: Steak, pasta
Youth baseball: Toluca Baseball
Most famous person met: Giancarlo Stanton
Favorite music artist: Sam Hunt
Favorite quote: "The only person you should try to be better than is the person you were yesterday."
Favorite player: Kike Hernandez
Greatest achievement: Being able to play for Chatsworth Baseball

Shortstop
R/L - 5'6" - 140
Sophomore



18 Quentin Martinez

Birth Date: October 22, 1999
Parents: Manuel & Latonia Martinez
Person you would like to meet: Quentin Tarantino
Hobbies: Cycling
Favorite food: Tacos
Favorite movie: Pulp Fiction
Youth baseball: Granada Hills LL
Most famous person met: MC Hammer
Favorite music artist: Ariana Grande
Favorite quote: "Positive anything is better than negative nothing."
 -Elbert Hubbard
Favorite player: Madison Bumgarner
Greatest achievement: Making the Chatsworth Baseball team

Pitcher
L/L - 5'10" - 170
Sophomore



8 Alex Milone

Birth Date: July 28, 1999
Parents: Nate & Jenny Milone
Person you would like to meet: Adrian Gonzalez
Hobbies: Ping pong
Favorite vacation spot: Florida
Youth baseball: VSA
Most famous person met: Tom Brady
Favorite music artist: Zac Brown Band
Favorite quote: "Life's not about how hard of a hit you can give... it's about how many you can take, and still keep moving forward."
Favorite player: Adrian Gonzalez
Greatest achievement: Being on the Honor roll


Catcher
R/L - 5'8" - 185
Sophomore



Outfield
R/R - 5'8" - 140
Sophomore

5 Young Mun

Birth date: September 16, 2000
Parents: Kevin & Eunice Mun
Person you would like to meet: Tupac Shakur
Hobbies: Ping pong
Favorite vacation spot: Mammoth
Favorite movie: Space Jam
Favorite food: Nachos
Youth baseball: CJBL
Most famous person met: Steve Harvey
Favorite music artist: Tyga
Favorite quote: "Make plays."
Favorite player: Lorenzo Cain
Greatest achievement: Making the Chatsworth Baseball team



3rd Base
R/R - 5'6" - 115
Freshman

20 Santana Munoz

Birth date: January 12, 2001
Parents: Gilbert & Joana Munoz
Person you would like to meet: Vin Scully
Hobbies: Listening to music
Favorite vacation spot: Kings Canyon
Youth baseball: Mid Valley
Most famous person met: Ryan Spilpours
Favorite music artist: A Tribe Called Quest
Favorite quote: "Mistakes are proof you are trying."
Favorite player: Matt Carpenter
Greatest achievement: Making the Chatsworth Baseball Team



Outfield
R/R - 5'6" - 140
Freshman

28 Ryan Petruzates

Birth date: June 3, 2001
Parents: Mike & Amy Petrozates
Person you would like to meet: Vin Scully
Favorite vacation spot: Buena Vista Lake
Favorite movie: Top Gun
Youth baseball: Northridge LL
Most famous person met: Clayton Kershaw
Favorite music artist: Eminem
Favorite quote: "If opportunity doesn't knock, build a door."
Favorite player: Clayton Kershaw
Greatest achievement: Making the Chatsworth High Baseball team



Shortstop / 2nd Base
R/R - 5'5" - 110
Freshman

10 Kyle Reuser


Birth date: April 24, 2001
Parents: Don & Karen Reuser
Person you would like to meet: Derek Jeter
Hobbies: Camping, fishing
Youth baseball: TBTA, CJBL
Most famous person met: Tom Brady
Favorite music artist: ASAP Mob
Favorite quote: "Yesterday's the past, tomorrow is the future, but today is a gift, that's why it's called the present." -Bill Keane
Favorite player: Dustin Pedroia
Greatest achievement: Making the Chatsworth baseball team



Pitcher
L/R - 6'2" - 170
Junior

23 Riley Stanford

Birth date: August 23, 1999
Parents: Todd & Chrissie Stanford
Person you would like to meet: Clayton Kershaw
Favorite vacation spot: Honolulu, HI
Youth baseball: Northridge LL, Travel Ball
Most famous person met: Mike Trout
Favorite music artist: Florida Georgia Line
Favorite quote: "Well done is better than well said." -Benjamin Franklin
Favorite player: Mike Trout
Greatest achievement: Playing baseball for Chatsworth High School



Outfield
R/R - 5'10" - 150
Sophomore

26 Fernando Torres

Birth date: March 18, 2000
Parents: Fernando & Geronima Palestino
Person you would like to meet: Mike Trout
Hobbies: Drawing
Favorite vacation spot: Cancun
Favorite movie: Furious 7
Youth baseball: Sherman Oaks
Most famous person met: Al Ferrara
Favorite quote: "I just keep thinking about putting up good numbers, playing hard and winning games."
Favorite player: Mike Trout
Greatest achievement: Playing for Chatsworth Baseball



2nd Base
R/R - 5'0" - 110
Freshman

33 Maxwell Vargas

Birth date: November 3, 2001

Parents: Richard & Lisa Vargas

Person you would like to meet:

Derek Jeter

Hobbies: Playing video games

Favorite food: Cheeseburgers

Favorite vacation spot: Hawaii

Youth baseball: North Valley

Most famous person met: Shaq

Favorite music artist: Macklemore

Favorite quote: "There may be people that have more talent than you, but there's no excuse for anyone to work harder than you do." –Derek Jeter

Greatest achievement: Making the Chatsworth Baseball program



Outfield / Catcher
R/R - 5'9" - 145
Freshman

29 Roman Wehn

Birth date: August 2, 2001

Parents: Michael & Shirley Wehn

Person you would like to meet:

Giancarlo Stanton

Hobbies: Video games, basketball and baseball

Favorite food: Spaghetti

Youth baseball: Northridge LL

Most famous person met: Kevin Pillar

Favorite quote: "There may be people that have more talent than you, but there's no excuse for anyone to work harder than you do." –Derek Jeter

Favorite player: Mike Trout

Greatest achievement: Making it on Chatsworth Baseball team



Top image: CIF City Division Champion Trophy

Bottom image: 2009 City Championship Ring

CHANCELLORS AT DODGER STADIUM

A Tradition of Excellence

Since the City Section title game and third-place game were first played at Dodger Stadium in 1969, Chatsworth has played at the venue 16 times. The third-place games were discontinued in the 1980s. Here's a rundown:


Year	Opponent	W/L	Score	Place	Coach
1981	Sylmar	L	1-0	4th	Bob Lofrano
1982	Banning	W	5-3	3rd	Bob Lofrano
1983	Sylmar	W	8-7	1st	Bob Lofrano
1990	El Camino Real	W	3-2	1st	Tom Meusborn
1993	El Camino Real	L	7-6	2nd	Tom Meusborn
1994	El Camino Real	L	7-6 (9)	2nd	Tom Meusborn
1998	El Camino Real	L	5-2	2nd	Tom Meusborn
1999	Poly	W	17-7	1st	Tom Meusborn
2001	Roosevelt	W	2-1	1st	Tom Meusborn
2003	Carson	W	3-0	1st	Tom Meusborn
2004	San Pedro	W	7-1	1st	Tom Meusborn
2005	El Camino Real	L	5-1	2nd	Tom Meusborn
2006	Kennedy	L	4-2	2nd	Tom Meusborn
2007	Cleveland	W	2-1	1st	Tom Meusborn
2008	Narbonne	W	7-2	1st	Tom Meusborn
2009	Cleveland	W	9-0	1st	Tom Meusborn
2011	San Fernando	L	8-6	2nd	Tom Meusborn
2012	El Camino Real	L	5-4 (9)	2nd	Tom Meusborn
2014	Birmingham	L	6-3	2nd	Curtis Scott

Chancellor Power

Carlos Escobar Jr. in 2009 became the third Chancellor to hit a home run at Dodger Stadium in a City Section final. Bryan Petersen hit one for the Chancellors in 2003 and Matt Dominguez has hit two, one in 2005 and another in 2006. Dominguez is one of only two players to hit multiple home runs at Dodger Stadium. The other is John Dolak of Palisades, who hit two in the 1985 3-A title game.




Bryan Petersen - 2003



Matt Dominguez - 2005



Matt Dominguez - 2006



Carlos Escobar Jr. - 2009

CHATSWORTH VARSITY RECORD

LEAGUE CHAMPIONS

1969
 1972 • 1981
 1982
 1983 • 1984
 1985
 1986 • 1987
 1988
 1989 • 1991
 1992
 1994 • 1995
 1996
 1997 • 1998
 1999
 2000 • 2001
 2003
 2004 • 2005
 2006
 2007 • 2008
 2010
 2011 • 2012
 2013 • 2014

Year	Overall	League	Place	Coach
1963	2-10-1	2-8-1	Sixth	John Trump
1964	NA	5-6	Fifth	John Trump
1965	NA	5-7	Fourth	John Trump
1966	NA	5-7	Sixth	Tom Matula
1967	NA	2-6	Fourth	Tom Matula
1968	NA	4-4	Third	Tom Matula
1969	13-3	8-2	First	Tom Matula
1970	NA	1-5	Fifth	Tom Matula
1971	NA	4-11	Sixth	Tom Matula
1972	13-5	11-4	First	Tom Matula
1973	NA	8-7	Third	Tom Matula
1974	NA	10-5	Second	Tom Matula
1975	NA	6-9	Fourth	Bob Lofrano
1976	NA	8-7	Third	Tom Matula
1977	NA	7-8	Fourth	Tom Matula
1978	NA	9-6	Third	Dennis Ishii
1979	NA	9-6	Second	Dennis Ishii
1980	15-9-1	7-7-1	Fourth	Bob Lofrano
1981	19-9	11-4	First	Bob Lofrano
1982	24-5	13-2	First	Bob Lofrano
1983	24-5	11-4	First	Bob Lofrano
1984	19-7	12-3	First	Bob Lofrano
1985	23-4	14-1	First	Bob Lofrano
1986	17-10	11-4	First	Bob Lofrano
1987	19-7	11-4	First	Bob Lofrano
1988	29-2	15-0	First	Bob Lofrano
1989	21-7	12-4	First	Bob Lofrano
1990	24-5-1	12-4-1	Second	Tom Meusborn
1991	18-7-1	13-3-1	First	Tom Meusborn
1992	17-11	11-6	First	Tom Meusborn
1993	22-8	12-5	Second	Tom Meusborn
1994	28-5	16-1	First	Tom Meusborn
1995	17-10	11-6	First	Tom Meusborn
1996	22-7	11-6	First	Tom Meusborn
1997	20-9	13-4	First	Tom Meusborn
1998	29-4	15-2	First	Tom Meusborn
1999	27-3	16-1	First	Tom Meusborn
2000	25-2-1	15-0	First	Tom Meusborn
2001	31-2	13-2	First	Tom Meusborn
2002	25-6	8-5	Third	Tom Meusborn
2003	33-1	15-0	First	Tom Meusborn
2004	35-0	15-0	First	Tom Meusborn
2005	29-4	13-2	First	Tom Meusborn
2006	30-3	14-1	First	Tom Meusborn
2007	30-4	15-0	First	Tom Meusborn
2008	29-5	14-1	First	Tom Meusborn
2009	30-4	12-3	Second	Tom Meusborn
2010	25-5	9-1	First	Tom Meusborn
2011	24-6	9-1	First	Tom Meusborn
2012	28-5-1	8-2	First	Tom Meusborn
2013	20-12	7-3	First	Tom Meusborn
2014	28-6-1	7-2	First	Curtis Scott
2015	24-11	8-2	Second	Tom Meusborn

CITY CHAMPIONS

1983
 1990
 1999
 2001
 2003
 2004
 2007
 2008
 2009



National Champions
2003 & 2004





2003 National

2003

Tuesday, June 10

Los Angeles City Section Champions National Champions

Much more than a City Section title was at stake for the Chancellors when they faced the Carson Colts on a cool night at Dodger Stadium. The Chancellors went into the game ranked No. 1 in the nation and only a victory would guarantee their first national championship. They stood up to the challenge. Behind a marvelous performance by right-hander Justin Cassel and a huge home run by left fielder Bryan Petersen, the Chancellors defeated the Colts, 3-0, in front of about 4,000.

It was Chatsworth's third City Section title in five years and fifth overall. And when the final polls were announced a few days later, the Chancellors were declared national champions by USA Today, Baseball America magazine and Collegiate Baseball magazine. They were the first California team to be voted No. 1 in the nation by Baseball America in 11 years.

Cassel (15-0), a UC Irvine-bound senior who dominated all season, saved his best for the biggest stage yet. He took a no-hitter into the seventh inning before settling for his fourth one-hitter and eighth shutout of the year. As expected, he was selected the City Section most valuable player.

The Chancellors (33-1) reached the final riding a 14-game winning streak, including shutouts in two of the three playoff games: Fremont, 12-0; Kennedy, 2-0, and Banning, 4-3. Carson, which had lost to Chatsworth, 5-4, in a nonleague game at Carson in March, represented the last obstacle on the championship road.

Chatsworth wasted no time getting on the scoreboard. Senior leadoff batter and right fielder Keith Renno reached on an error and scored on senior catcher Jordan Sisson's single through the middle for a 1-0 lead in the bottom of the first inning.

Cassel then went to work and made the run stand in the sixth inning with a hard fastball and sharp curve ball that produced nine strikeouts. The first-inning run would have been sufficient to win the game, but Petersen came up with a virtual clincher in the sixth inning.

With senior pitcher Ross Liddell pinch-running at second base for junior outfielder Kevin Lee, who had walked as a pinch-hitter, Petersen turned on a 0-and-1 offering from right-hander Luis Magadan and blasted a 375-homer to right-center field to put the Chancellors ahead, 3-0. It was only the 15th homer in a City Section final since the title game started being played at Dodger Stadium in 1969.

A few minutes later, after senior second baseman Nimish Patel had fielded a grounder and fed senior shortstop Brett Munster for a game-ending force out at second base, the Chancellors were celebrating like they had never before—with another City Section title and their first national championship.

2003 City Section Final Box Score

CARSON

	AB	R	H	BI
Garcia, 2b	2	0	0	0
Camarillo, ss	3	0	0	0
Aguilar, c	2	0	0	0
Sims, rf	3	0	1	0
Napoleon, 1b	2	0	0	0
Rodriguez, 3b	3	0	0	0
Cruz, dh	2	0	0	0
Magadan, p	2	0	0	0
Jenkins, cf	2	0	0	0
a-Vargas, if	0	0	0	0
Totals	21	0	1	0

CHATSWORTH

	AB	R	H	BI
Renno, rf	2	1	0	0
Petersen, lf	3	1	1	2
Dominguez, cf	3	0	1	0
Sisson, c	3	0	1	1
Munster, ss	3	0	1	0
Fernandez, 3b	2	0	0	0
Fredericks, dh	2	0	0	0
Kops, 1b	2	0	0	0
Patel, 2b	1	0	0	0
Lee, ph	0	0	0	0
Liddell, pr	0	1	0	0
b-Cassel, p	0	0	0	0
Totals	21	3	4	3

a-replaced at bat by Cruz.

b-replaced at bat by Fredericks.

Carson	000	000	0	—	0
Chatsworth	100	002	x	—	3

E—Rodriguez. LOB—Carson 4, Chatsworth 2.

HR—Petersen (5). SB—Napoleon, Renno, Dominguez.

S—Renno.

Carson

	IP	H	R	ER	BB	SO
Magadan, L 14-5	5.1	3	3	3	0	6
Hernandez	0.2	0	0	0	2	2

Chatsworth

	IP	H	R	ER	BB	SO
Cassel, W 15-0	7	1	0	0	3	9

Champions



Keith Renno steals second base in the first inning.



Justin Cassel delivers en route to a one-hit victory.



Keith Renno makes a diving catch in right field.



Coach Tom Meusborn and pitcher Justin Cassel celebrate the 3-0 victory.



Catcher Jordan Sisson and pitcher Justin Cassel hoop it up after the final out.



Bryan Petersen, right, is greeted by Ross Liddell (30) and Jason Dominguez after his sixth-inning home run.



Cassel hoists championship trophy.



Chancellors welcome Bryan Petersen after his two-run home run in the sixth inning.



04 National

2004

Tuesday, June 8

Los Angeles City Section Champions National Champions

Used to be that a Los Angeles City Section championship game at Dodger Stadium was significant enough for the Chancellors. But the last two have added a whole new dimension.

For the second consecutive season, the Chancellors went into the game with a chance to claim the national title. And for the second time in a row, they responded.

Senior right-hander Jason Dominguez, in perhaps the finest start of his four-year career, limited the San Pedro Pirates to five hits and an unearned run in the seventh inning to lead the Chancellors, 7-1, in front of about 3,500 and help cap the first perfect season in school history.

The victory earned the Chancellors (35-0) the national title by USA Today, Baseball America and StudentSports, and their second City Section title in a row and sixth overall. Chatsworth had been declared national champion in 2003 by USA Today, Baseball America and Collegiate Baseball.

This time, the long-haired Chancellors, who had made a team pact at the beginning of the season not to cut their hair until they lost a game, had to deal with the added pressure of an undefeated season. Only Monroe, which finished 19-0 in 1971, had won a City Section title without losing a game. The top-seeded Chancellors had nearly doubled that victory total and were riding a state-record 49-game winning streak going into the game against the No. 2-seeded Pirates.

The Pepperdine-bound Dominguez (13-0) and an opportunistic offense made sure that San Pedro didn't halt the marvelous streak. Dominguez, who ran his career record to a school-best 35-1, stranded runners at second and third base in the first inning and cruised until tiring in the seventh, when the Pirates (31-4) scored on a throwing error with two outs.

Dominguez, who won three of the four playoff games and saved the Chancellors' come-from-behind 10-7 victory over Kennedy in the semifinals — a game in which they trailed, 7-0, in the third inning — was selected the most valuable player of the championship game.

Chatsworth took a 1-0 lead in the bottom of the first inning when junior first baseman Tom Cassidy's two-out single to center field drove in senior second baseman Willie Cabrera from third base. The Chancellors padded the lead to 5-0 with a four-run outburst in the second that included run-scoring singles by junior center fielder Mitul Patel and freshman third baseman Matt Dominguez. It was Dominguez's 65th run batted in, a state record for a freshman.

The Chancellors went ahead, 7-0, on a two-run single by Cabrera in the sixth inning that extended his state-record season total to 72. Cabrera was selected the most valuable player of the playoffs after producing 10 hits in 14 at-bats against Narbonne, Sylmar, Kennedy and San Pedro.

San Pedro loaded the bases after scoring with two outs in the seventh inning, but Dominguez retired Steve Carrillo on a grounder to freshman shortstop Mike Moustakas to end the game and secure the Chancellors' second consecutive national championship.

It also meant that the Chancellors, including the coaching staff, could finally visit a barber.

2004 City Section Final Box Score

SAN PEDRO

	AB	R	H	BI
Dorado, 2b	3	0	0	0
Carrillo, ss	4	0	0	0
Harper, cf	3	0	1	0
Taylor, 3b	3	0	0	0
Espana, 1b	3	0	1	0
Garneau, c	3	1	1	0
Mandac, dh	2	0	0	0
a-March, ph	0	0	0	0
b-Rodriguez, pr	0	0	0	0
Solis, rf	3	0	1	0
Tam, lf	3	0	1	0
c-Kretzschmar, p	0	0	0	0
Totals	27	1	5	0

CHATSWORTH

	AB	R	H	BI
Cabrera, 2b	3	2	2	2
JDominguez, p	3	0	2	1
MDominguez, 3b	4	0	1	1
Cassidy, 1b	4	0	1	1
Fernandez, c	3	0	0	0
Padre, dh	2	1	0	0
Moustakas, ss	2	0	1	0
Barker, lf	3	2	1	0
Patel, cf	3	2	1	1
d-Baslow, rf	0	0	0	0
Totals	27	7	9	6

a-walked for Mandac in the 7th. b-ran for March in 7th. c-replaced at-bat by Mandac. d-replaced at-bat by Padre.

San Pedro	000	000	1	—	1
Chatsworth	140	002	x	—	7

E—Kretzschmar, Espana, Cabrera, Baslow.
LOB—San Pedro 7, Chatsworth 6. 2B—Garneau.
CS—Patel. S—Moustakas.

San Pedro

	IP	H	R	ER	BB	SO
Kretzschmar, L 11-1	1.1	2	4	4	1	1
Thacker	4	7	3	3	0	7
Taylor	0.2	0	0	0	0	1

Chatsworth

	IP	H	R	ER	BB	SO
JDominguez, W 13-0	7	5	1	0	2	7

Champions




Willie Cabrera, left, gets a high-five from Oliver Padre after scoring in the first inning.

Willie Cabrera and Bryan Petersen (17) celebrate the Chancellors' victory.



Matt Dominguez follows the path of his first-inning flyout to the warning track in left-center field.



Mike Fernandez tracks his long foul drive in the second inning.



Willie Cabrera awaits a throw at second base as Dustin Garneau pulls up with a double in the seventh inning.



Coach Tom Meusborn discusses a call with the third base umpire.



Jason Dominguez delivers en route to a complete-game performance to finish 13-0.



Mitul Patel slaps a run-scoring single to right field in Chatsworth's four-run second inning.

CITY TITLES: **BOX SCORES** & REVIEW

1983

Thursday, June 9

Los Angeles City Section Division 4-A Champions

After jumping to a six-run lead through three innings, the Chancellors survived a furious rally by the Sylmar Spartans to win, 8-7, in front of about 6,000 at Dodger Stadium.

Chancellor pitcher Keith Nicholson (8-2) got the offense rolling with a two-run double in the first inning. Errors in the first and third innings allowed Chatsworth to score another four runs against Dana Ridenour (11-4), who had given up only seven hits in three previous playoff games. The Chancellors had six hits against Ridenour in the first three innings.

Sylmar chased Nicholson in the fifth inning and pulled within 8-6. Coach Bob Lofrano summoned reliever Steve Reed, who retired the first six batters he faced.

The Spartans rallied in the top of the seventh. With two out, Ridenour doubled and scored on Larry Sanchez's single. But Reed got Mike Hirsch to pop out to first baseman Steve Landy to preserve the victory. Reed, later a major league pitcher, was selected the game's most valuable player.

1983 City Section Division 4-A Final Box Score

SYLMAR					CHATSWORTH				
AB	R	H	BI		AB	R	H	BI	
Robinson, ss	4	0	1	1	Lambert, rf	4	2	1	0
Logan, 3b	3	0	0	0	Bush, cf	4	1	1	0
Telles, lf	3	0	0	0	Nicholson, p	3	1	1	2
Ridenour, p	3	3	2	0	Webb, ss	2	0	0	0
Sanchez, dh	4	1	3	2	Berry, dh	1	1	0	0
Hirsch, 1b	2	0	0	1	Reed, 3b	2	1	1	1
Lopez, cf	2	1	2	1	Landy, 1b	2	1	0	0
Hokanson, rf	3	1	2	1	Kuld, lf	3	1	1	1
Klemnt, c	3	1	1	1	Pompa, 2b	2	0	1	1
a-Ornelas, 2b	0	0	0	0	b-Harris c	0	0	0	0
Total	27	7	11	7	Total	23	8	6	5

Sylmar 020 310 1 - 7

Chatsworth 512 000 x - 8

a-replaced at bat by Sanchez. b- replaced at bat by Berry.

E—Robinson 2, Ornelas, Logan. LOB—Sylmar 4, Chatsworth 3. 2B—Sanchez, Ridenour, Nicholson, Kuld. 3B—Hokanson, Robinson. SB—Ridenour, Lambert 2, Landy.

Sylmar						
	IP	H	R	ER	BB	SO
Ridenour, L 11-4	6	6	8	5	3	4

Chatsworth						
	IP	H	R	ER	BB	SO
Nicholson, W 8-1	4.1	10	6	6	1	8
Reed	2.2	2	1	1	0	3

1990

Thursday, May 31

Los Angeles City Section Division 4-A Champions

The Chancellors rallied under first-year Coach Tom Meusborn for two runs in the bottom of the seventh inning to defeat favored El Camino Real, 3-2, at Dodger Stadium.

Chatsworth had been shut out by Pat Treend (12-1) through five innings before getting to the right-hander in the sixth. After three consecutive walks with one out, Adam Pearlman singled to center field to drive in one run. Tommy Lee was waived in from second base but was thrown out at the plate for the second out. The Chancellors had to settle for one run and trailed, 2-1.

In the seventh, Treend walked Rodney Bloom to open the inning. Nestor Martinez bunted but Treend threw late to second base and both runners were safe. Mike Mancuso bunted but second baseman Herman Merchan dropped Treend's throw at first base. Bloom scored on the play to tie the score, 2-2, and Martinez moved to third. Mancuso moved to second on pitcher's indifference when Treend held the ball as Mancuso strolled to second.

After catching Mitch Root's liner, Treend intentionally walked Reed McMackin, who was selected the game's most valuable player, to load the bases. Lee laid down a suicide squeeze to score Martinez with the winning run.

1990 City Section Division 4-A Final Box Score

EL CAMINO REAL					CHATSWORTH				
AB	R	H	BI		AB	R	H	BI	
Marks, cf	4	0	1	0	Carpenter, rf	3	0	0	0
McGuire, 1b	3	0	1	0	Bloom, lf	1	1	0	0
Cohen, lf	3	0	1	0	Martinez, 2b	3	1	1	0
Kim, c	3	1	1	0	Mancuso, c	2	0	0	0
Lederman, 3b	3	0	1	0	Root, cf	4	0	0	0
Treend, p	3	0	1	1	McMackin, p	2	0	1	0
Merchan, 2b	3	1	1	0	Lee, ss	3	0	2	1
Boldt, rf	3	0	1	0	Maya, 1b	2	0	0	0
Sheren, ss	3	0	0	0	Pearlman, 3b	3	0	1	1
Massey, ph	1	0	1	1	Garbo, pr	0	1	0	0
Total	29	2	9	2	Total	23	3	5	2

El Camino Real 000 101 0 - 2

Chatsworth 000 001 2 - 3

E—Merchan. DP—Chatsworth 1. LOB—El Camino Real 8, Chatsworth 12. 2B—Lee. S—Martinez, Mancuso. SB—Marks, Martinez 2, Lee, McGuire, Pearlman, Mancuso.

El Camino Real						
	IP	H	R	ER	BB	SO
Treend, L 12-1	6.1	5	3	2	8	6

Chatsworth						
	IP	H	R	ER	BB	SO
McMackin	5.2	9	2	2	2	2
Rodriguez	0.1	0	0	0	0	0
Root, W 2-1	1	0	0	0	0	3

CITY TITLES: **BOX SCORES** & REVIEW

1999

Thursday, June 3

Los Angeles City Section Champions

A crowd of about 4,000 watched on a rainy night at Dodger Stadium as the top-seeded Chancellors broke open a close contest to beat Poly, 17-7, in a game called after six innings because of the 10-run rule.

Charles Kenny, the No. 9 hitter in the lineup, ended a 6-6 tie in the fifth with a three-run triple. Kenny finished with three hits and six runs batted in. The Chancellors had 17 hits, including three by Matt Cassel, and set a record for most runs scored in the 30-year history of the City Final at Dodger Stadium.

Left-hander Mike Kunes (13-1), the City Section player of the year, struck out 10 to finish his two-year Chatsworth varsity career with a 25-3 record.

1999 City Section Final Box Score

POLY					CHATSWORTH				
	AB	R	H	BI		AB	R	H	BI
Manuel, ss	3	2	1	0	Fisher, ss	5	2	2	2
Felix, cf	4	1	1	1	Kunes, p	2	0	2	1
Guerrero, 2b	2	1	2	1	Sellz, lf	4	0	0	0
MFlores, p-rf	4	0	1	2	Kracow, rf	4	3	1	1
JFlores, 3b	2	1	0	0	JaSpector, 2b	4	2	2	1
Espindola, 1b	2	1	0	0	Redfern, cf	3	3	2	1
AFlores, c	2	0	1	3	Cassel, dh	4	3	3	1
Valencia, pr	0	0	0	0	JeSpector, 3b	4	1	2	1
Perez, rf	2	0	0	0	Kenny, 1b	3	3	3	6
Gonzalez, p	0	0	0	0	a-Drake, c	0	0	0	0
Tapia, lf	2	1	0	0	Total	33	17	17	14
Total	23	7	6	7					

Poly 102 031 - 7
Chatsworth 041 057 - 17

Six innings — 10-run rule.

a-replaced at bat by Cassel.

E—Manuel, Guerrero, Redfern. LOB—Poly 6, Chatsworth 6.
2B—Guerrero 2, Felix, M. Flores, Cassel. 3B—Kracow, Kenny.
SB—Manuel, Kenny, Fisher. CS—A. Flores, Kunes. SF—Kracow, Ja. Spector. S—Kenny.

Poly

	IP	H	R	ER	BB	SO
M. Flores	3	8	5	5	1	3
Gonzalez	1	0	0	0	1	1
Reguengo, L 14-3	1.1	7	10	8	1	0
Hampel	0	1	2	2	1	0
Rodriguez	0.1	0	0	0	0	0

Chatsworth

	IP	H	R	ER	BB	SO
Kunes, W 13-1	6	6	7	7	8	10

2001

Tuesday, June 5

Los Angeles City Section Champions

Top-seeded and favored, the Chancellors won their second title in three years by defeating a tough Roosevelt team, 2-1, in front of 3,536 at Dodger Stadium.

Left-hander Joe Guntz (14-0) struck out 10 and gave up four hits in a duel with hard-throwing right-hander Joram Iboa (8-3). Guntz worked out of trouble in the top of the seventh after two Roosevelt runners reached base with two out. He struck out Francisco Figueroa on a called third strike to end the game.

The Chancellors, who finished 31-2, a school season record, took a 1-0 lead on a two-out single to right field by Jared Halpert that scored George Spadier from second base in the first inning.

In the fourth inning, pinch-hitter Jon Selman's single to right field drove in Jason Dominguez from second base for a 2-0 lead.

Roosevelt ended Guntz's playoff scoreless streak at 18-2/3 innings when Iboa hit a run-scoring single in the fifth.

2001 City Section Final Box Score

ROOSEVELT					CHATSWORTH				
	AB	R	H	BI		AB	R	H	BI
Iboa, p	4	0	1	1	Lee, lf	2	0	1	0
Sedano, ss	3	0	0	0	Wallis, 2b	2	0	0	0
Figueroa, rf	2	0	0	0	Spadier, 1b	2	1	0	0
Hernandez, pr	0	0	0	0	Halpert, cf	3	0	1	1
Valdez, 1b	1	0	0	0	Sisson, dh	3	0	0	0
Almeda, lf	2	0	1	0	DDominguez, c	2	0	0	0
Romero, dh	2	0	0	0	Barba, ss	3	0	0	0
Brito, 3b	3	0	0	0	JDominguez, rf	3	1	2	0
Gonzalez, c	3	1	1	0	Munster, 3b	2	0	0	0
Ramirez, cf	3	0	1	0	a-Selman, ph	1	0	1	1
b-Botell, 2b	0	0	0	0	c-Guntz, p	0	0	0	0
Total	23	1	4	1	Total	23	2	5	2

Roosevelt 000 010 0 - 1
Chatsworth 100 100 x - 2

a-singled for Munster in the 4th. b-replaced at bat by Romero.
c-replaced at bat by Sisson.

E—Figueroa, Guntz. LOB—Roosevelt 7, Chatsworth 7.
2B—Gonzalez. SB—Spadier, Wallis. CS—Valdez, D. Dominguez.
S—Valdez.

Roosevelt

	IP	H	R	ER	BB	SO
Iboa, L 8-3	6	5	2	1	4	7

Chatsworth

	IP	H	R	ER	BB	SO
Guntz, W 14-0	7	4	1	1	5	10

CITY TITLES: **BOX SCORES** & REVIEW

2007

Saturday, June 2
Los Angeles City
Section Champions

An all-West Valley League matchup turned into a pitcher's duel, with Chatsworth's Trent Jones (15-0) rising to the occasion and lifting the top-seeded Chancellors over No. 6 Cleveland, 2-1, in front of about 3,500 at Dodger Stadium.

It was the fifth consecutive appearance in a City final for the Chancellors (30-4), who tied Fremont for most titles with seven. And it was Coach Tom Meusborn's sixth championship, tying him at the top of the all-time list with former Fremont coach Les Haserot.

The Chancellors responded quickly after Cleveland (26-9) had scored in the top of the third inning on a one-out single by pitcher Mickey Brodsky (10-3).

Senior center fielder Nick Devian doubled, advanced to third base on a wild pitch and scored on a grounder to the hole at shortstop by senior third baseman Matt Dominguez. Senior shortstop Mike Moustakas followed with a single, reached third base on a single by senior right fielder Bobby Coyle and scored on a balk.

2007 City Section Final Box Score

CLEVELAND (26-9)					CHATSWORTH (30-4)				
AB	R	H	BI		AB	R	H	BI	
Castillon, ss	3	0	3	0	Devian, cf	2	1	2	0
Brodsky, p	3	0	1	1	Dominguez, 3b	3	0	1	1
Ramirez, c	2	0	1	0	Moustakas, ss	2	1	1	0
Almendarez, 3b	2	0	0	0	Coyle, rf	3	0	1	0
Gast, 1b	3	0	0	0	Moreno, lf	3	0	0	0
Reed, dh-p	2	0	0	0	Escobar Jr., c	2	0	0	0
a-Perez, ph	1	0	0	0	Weissberg, dh	3	0	0	0
Kraft, cf	3	0	0	0	Wharton, 1b	3	0	0	0
Garcia, 2b	3	1	1	0	Toven, 2b	3	0	0	0
Bierman, lf	2	0	0	0	c-Jones, p	0	0	0	0
b-Contreras, rf	0	0	0	0	Total	24	2	6	1
Total	24	1	6	1					

Cleveland 0 0 1 0 0 0 0 - 1
 Chatsworth 0 0 2 0 0 0 x - 2

a-Struck out for Reed in 7th. b-Replaced at bat by Reed.
 c-Replaced at bat by Weissberg. DP: Chatsworth 2.
 LOB: Cleveland 4, Chatsworth 7. 2B: Devian, Wharton.
 SB: Coyle, Escobar Jr., Moustakas. CS: Almendarez.

Poly

	IP	H	R	ER	BB	SO
Brodsky, L 10-3	5	6	2	2	3	1
Reed	1	0	0	0	0	0

Chatsworth

	IP	H	R	ER	BB	SO
Jones, W 15-0	7	6	1	1	1	7

2008

Saturday, May 31
Los Angeles City
Section Champions

Making their sixth consecutive appearance in a Los Angeles City Section title game, the Chancellors relied on the five-hit pitching of Trevor Takeyama and a nine-hit attack to defeat Narbonne, 7-2, at Dodger Stadium.

Chatsworth (29-5) started fast, scoring in the top of the first inning on a single by junior third baseman Ryan Cooperstone that drove in senior first baseman James Wharton from second base.

Narbonne (27-7) tied the score, 1-1, in the bottom half of the inning and could have had more if not for two outstanding plays by junior shortstop Kasey Toven.

The Chancellors added two runs in the second inning and three in the fourth, and Takeyama (14-1) cruised the rest of the way. He struck out seven to earn his third victory of the playoffs.

Senior second baseman Matt Moreno and junior left fielder Andrew Klausmeier each had two hits. Klausmeier and sophomore designated hitter Derek Neely each hit a double. Cooperstone drove in two runs.

2008 City Section Final Box Score

NARBONNE (27-7)					CHATSWORTH (29-5)				
AB	R	H	BI		AB	R	H	BI	
C. Avila, ss	4	1	2	1	Toven, ss	4	0	0	1
Ramos, lf	3	0	0	0	Moreno, 2b	3	1	2	1
J. Avila, rf	2	0	0	0	Wharton, 1b	3	2	1	1
Fitsemanu, 1b	3	0	1	1	Cooperstone, 3b	3	1	1	2
Lepe, c	3	0	0	0	Weissberg, rf	4	0	0	1
Escalera, dh	2	0	1	0	Neely, dh	2	0	1	0
Durbin, 2b-p	2	0	0	0	a-Ramirez, pr	0	0	0	0
c-Wiley, ph	1	0	0	0	Escobar Jr., c	4	1	1	0
Park, p-3b	3	1	1	0	Renner, cf	3	2	1	0
Logan, cf	2	0	0	0	Klausmeier, lf	3	0	2	1
d-Mora, ph	1	0	0	0	b-Takeyama, p	0	0	0	0
Delgado, 3b-2b	0	0	0	0	Total	29	7	9	7
Total	26	2	5	2					

Chatsworth 1 2 0 3 0 1 0 - 7
 Narbonne 1 0 0 0 1 0 0 - 2

a-Pinch-ran for Neely in 6th. b-Replaced at-bat by Neely.
 c-Struck out for Durbin in 6th. d-Grounded out for Logan in 7th.
 e-Replaced at-bat by Escalera. LOB: Chatsworth 9, Narbonne 6. 2B: Klausmeier, Neely; Park. SB: Moreno 2, Cooperstone, Klausmeier, Renner, Wharton. SF: Toven; C. Avila. S: Klausmeier. HBP: Neely 2, Moreno.

Chatsworth	IP	H	R	ER	BB	SO
Takeyama, W 14-1	7	5	2	2	3	7

Narbonne	IP	H	R	ER	BB	SO
Park, L 8-3	1.1	4	3	3	1	0
Durbin	3.2	4	3	3	1	1
Park	1	1	1	1	1	0
Plascencia	1	0	0	0	0	0

CITY TITLES: **BOX SCORES** & REVIEW

2009 Saturday, May 30 Los Angeles City Section Champions

No. 2-seeded Chatsworth rode an eight-run fourth inning to a 9-0 victory over top-seeded Cleveland to earn its third consecutive City Section Division I championship and ninth overall.

Senior left-hander Michael Renner (10-2) gave up only two hits, struck out four and walked one, while catcher Carlos Escobar Jr. highlighted an eight-run inning with a three-run home run. Escobar Jr. finished with three hits, including a double and was selected player of the game.

Junior first baseman Sean O'Connell had two singles and drove in two runs, and senior third baseman Ryan Cooperstone and senior right fielder Andy Weissberg each had two hits. Junior designated hitter Derek Neely had a hit and two RBIs, senior shortstop Kasey Toven had a single and senior outfielder Freddy Ramirez had a pinch-hit run-scoring single.

The Chancellors defeated the Cavaliers for the second time in a City final. Chatsworth won, 2-1, in 2007. The three championships in a row tie the Chancellors with Fremont.

2009 City Section Final Box Score

CLEVELAND (27-7)					CHATSWORTH (30-4)				
	AB	R	H	BI		AB	R	H	BI
Garcia, ss	3	0	0	0	Toven, ss	3	1	0	0
Perez, 2b	3	0	0	0	Renner, p	4	1	1	0
Almendarez, 3b	2	0	0	0	Weissberg, rf	4	0	2	0
Horowitz, c	2	0	1	0	Neely, dh	4	1	1	2
Kaid, lf	2	0	1	0	Escobar Jr., c	4	3	3	3
Stearn, cf	3	0	0	0	Cooperstone, 3b	2	1	1	0
Moore, rf	2	0	0	0	O'Connell, 1b	4	1	2	2
Connell, 1b	1	0	0	0	Klausmeier, lf	3	0	0	0
b-Wilson, p	0	0	0	0	Meusborn 2b	2	1	0	0
d-Casas, ph	1	0	0	0	a-Brown, cf	0	0	0	0
Total	21	0	2	0	c-Ramirez, ph	1	0	1	1
					Total	32	9	11	8


Chatsworth	0	1	0	8	0	0	0	-	9
Cleveland	0	0	0	0	0	0	0	-	0

a-Replaced at bat by Neely. b-Replaced at bat by Vidales.
c-Singled for Meusborn in the 4th. d-Batted for Moore in the 7th. E-Toven. LOB-Chatsworth 4, Cleveland 4. 2B-Escobar, Kaid. HR-Escobar. SB-Weissberg. S-Cooperstone 2, Connell, Kaid.


Chatsworth	IP	H	R	ER	BB	SO
Renner, W 10-2	7	2	0	0	2	4

Narbonne	IP	H	R	ER	BB	SO
Wilson, L	3.2	9	9	9	0	1
Carver	3.1	2	0	0	0	1


**Shawn
Meusborn**



Derek Neely



Kasey Toven



VARSITY TEAMS OF THE PAST



1990 4A City Champions

Left to Right

Front: Doug Dean, Nestor Martinez, Brian Gilder, Rodney Bloom, John Martorano, Scott Carpenter

Middle: Tommy Lee, Mike Mancuso, Adam Pearlman, Mike Muir, Robert Garbo, Danny Rodriguez, Brett Thompson

Back: Assistant Coach Steve Thompson, Mitch Root, Terry Powell, Reed McMackin, Nick Simpson, Soly Maya, Head Coach Tom Meusborn




1991 City Quarter-Finalists

Left to Right

Front: Suelkie Kim, Chad Reuser, Brian Gilder

Middle: Doug Dean, Brian Comer, Billy McKnight, Mike Muir, Adam Pearlman, Nestor Martinez, Assistant Coach Pete Redfern

Back: Jimmy Llewelyn, Thurman Williams, Mitch Root, Brandon Nickens, Justin Jones, Scott Carpenter, Matt Gorman, Assistant Coach Steve Thompson, Head Coach Tom Meusborn



1992 City Semi-Finalists

Left to Right

Front: Eric Holliday, Eddie Ramos, Matt LaCour, Jesse Yeomans, Ben Yosfan, Scott Monatlik, Doug Dean, Assistant Coach Pete Redfern

Back: Assistant Coach Steve Thompson, Bryan LaCour, Mark Lopez, David Stevenson, Brandon Nickens, Kyle Reed, Danny Knight, Matt Gorman, Head Coach Tom Meusborn

VARSITY TEAMS OF THE PAST




1993 City Finalists

Left to Right

Front: Ray Daryabigi, Rod Daryabigi, Jeremy Tayahua, Tony Montiel, Luis Enriquez, Rene Acosta, Jed McPherson

Middle: Jim DeBiase, Blair Beardsley, Mark Lopez, Bryan LaCour, Ryan Mort, Doug Sidwell, Mike Amado, Chris Kohli, Assistant Coach Pete Redfern

Back: Assistant Coach Steve Thompson, Assistant Coach Gregg McGuire, Harry Kenoi, Brandon Murphy, Kyle Reed, Eric Rovner, Assistant Coach Ron Martinez, Head Coach Tom Meusborn



1994 City Finalists

Left to Right

Front: Micah Berger, Ray Daryabigi, Rod Daryabigi, Randy Whitson, Kirby Faciane, Jeremy Tayahua, Josh Rawitch, Tony Montiel

Middle: Assistant Coach Pete Redfern, Danny Phillips, Bryan LaCour, Jim DeBiase, Oscar Bocanegra, Mike Amado, Danny Martin, Greg Wold, Tony Ardito, Joe Tillmon

Back: Assistant Coach Ron Martinez, Assistant Coach Steve Thompson, Eric Rovner, Brandon Murphy, Harry Kenoi, Fred Farzaneh, Brian Wittman, Assistant Coach Gregg McGuire, Head Coach Tom Meusborn



1995 City Quarter-Finalists

Left to Right

Front: Micah Berger, Frank Dipoma, Matt Evanson, Dan Moreno, Andrew Silver

Middle: Greg Wold, Mike Wexler, Randy Whitson, Pat Rizzotti, Ray Daryabigi, Tony Ardito, Rod Daryabigi, Kirby Faciane

Back: Assistant Coach Ron Martinez, Assistant Coach Eric Perez, Jon Tucker, Danny Phillips, Harry Kenoi, Fred Farzaneh, Oscar Bocanegra, Joe Tillmon, Head Coach Tom Meusborn

VARSITY TEAMS OF THE PAST



1996 City Semi-Finalists

Left to Right

Front: Matt Evanson, Travis Winn, Tim Weigand, Stuart Sellz, Andrew Silver

Middle: Zach Sniderman, Mike Wexler, Dan Yeaman, Frank Dipoma, Jacob Gutzman, Greg Wold, Tom Morefield

Back: Assistant Coach Eric Perez, David Sark, Erick Buitrago, Danny Phillips, Joe Tillmon, Micah Berger, Assistant Coach Val Pompa, Head Coach Tom Meusborn



1997 City Semi-Finalists

Left to Right

Front: Nathan Frost, Tim Weigand, Frank Dipoma, Jon Foreman, Jamie Bocanegra

Middle: Travis Winn, Brian Kaplon, Scott Bennett, Jacob Gutzman, Bryan Gant, Kevin O'Hara

Back: Assistant Coach Eric Perez, Greg Wold, Dan Yeaman, Danny Eisenberg, Jason Renno, Tom Morefield, David Sark, Mike Kunes, Head Coach Tom Meusborn

Not Pictured: Ismael Marin, Matt Fisher



1998 City Finalists


Left to Right

Front: Keith Renno, Loren Devries, Bryan Gant, Matt Fisher, Kenny Levinson, Jon Weigand, Eric Paschal, Cody Levinson

Middle: Assistant Coach John Dipoma, Brian Fox, Charles Kenny, Clint Schires, Scott Sellz, Ryan Robbins, Ismael Marin, Kevin O'Hara, Assistant Coach Ron Martinez

Back: Assistant Coach Mike Encinas, Assistant Coach Matt LaCour, Mike Kunes, Tom Morefield, Danny Eisenberg, Matt Cassel, Jason Renno, Chad Redfern, Assistant Coach Chuck Hatfield, Sara Gudis, Head Coach Tom Meusborn

VARSITY TEAMS OF THE PAST



1999 City Champions

Left to Right

Front: Jared Halpert, Scott Drake, Matt Fisher, Gregg Wallis, Joe Guntz, Shawn Meusborn

Middle: Bradley Sarian, Scott Sellz, Jeff Spector, Jason Spector, Brett Munson, Sean Richards, Jacob Ball, Assistant Coach Mitch Root, Brandon Sellz

Back: Assistant Coach Erwin Wexler, Assistant Coach Matt LaCour, Steve Kracow, Ryan Robbins, Chad Redfern, Matt Cassel, Charles Kenny, Mike Kunes, Nick Huston, Assistant Coach Chuck Hatfield, Head Coach Tom Meusborn




2000 City Quarter-Finalists

Left to Right

Front: Brian Levinson, Justin Hanchett, Danny Dominguez, Brian Lee, Oscar Marin

Middle: Sean Richards, Art Chavarria, Matt Fisher, Ryan Barba, Gregg Wallis, Joe Guntz

Back: Assistant Coach Matt LaCour, Assistant Coach John DiPoma, Andy Orsini, Jared Halpert, Brett Munson, George Spadier, Nick Huston, Jacob Ball, Head Coach Tom Meusborn



2001 City Champions

Left to Right

Front: Brian Lee, Joudan Leiro, Brent Paet, Nick Sarian, Brian Kaplun, Shawn Meusborn, Danny Dominguez, Paul Baumstark, Robert Ninfo

Middle: Brett Munster, Chris Fredericks, Art Chavarria, Jordan Sisson, Gregg Wallis, Jon Selman, Ian Kramer, Ryan Barba, Joe Guntz, Jason Dominguez

Back: Assistant Coach Matt LaCour, Assistant Coach Chuck Hatfield, Assistant Coach Mike Encinas, George Spadier, Jared Halpert, Sean Richards, Justin Cassel, Keith Renno, Assistant Coach Stuart Sellz, Assistant Coach Ron Martinez, Head Coach Tom Meusborn

VARSITY TEAMS OF THE PAST



2002 City Semi-Finalists

Left to Right

Front: Art Cisneros, Willie Cabrera, Brian Lee, Robert Ninfo, Joudan Leiro

Middle: Jordan Sisson, Ryan Barba, Bryan Petersen, Chris Fredericks, Jason Dominguez

Back: Assistant Coach Fred Pudrith, Justin Cassel, Keith Renno, Joe Guntz, Brett Munster, Jared Halpert, Head Coach Tom Meusborn



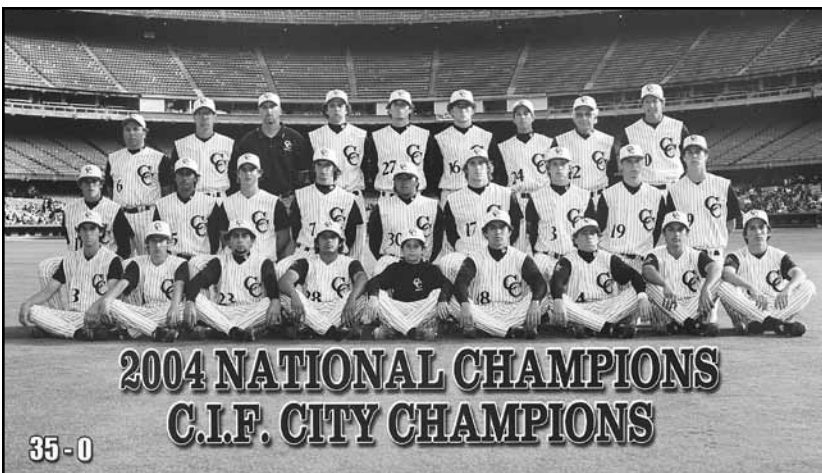
2003 National Champions

Left to Right

Front: Kevin Lee, Willie Cabrera, Art Cisneros, Michael Encinas, Brian Kaplun, Shawn Meusborn, Mike Fernandez, Oliver Padre, Oscar Gutierrez

Middle: Mitul Patel, Thomas Cassidy, Jordan Sisson, Chris Fredericks, Bryan Petersen, Ross Liddell, Zach Oasheim, Nimish Patel, Evan Jachno, Assistant Coach Ron Martinez

Back: Trainer Mike Nash, Assistant Coach P.C. Shaw, Assistant Coach Fred Pudrith, Assistant Coach Mike Encinas, Justin Cassel, Brett Munster, Keith Renno, Jared Kops, Jason Dominguez, Assistant Coach Stuart Sellz, Assistant Coach Charlie Hatfield, Head Coach Tom Meusborn




2004 National Champions

Left to Right

Front: Carlos Najar, Tim Nowak, Willie Cabrera, Adrian Pereyra, Shawn Meusborn, Mike Fernandez, Andrew Baslow, Oscar Gutierrez, Jonathan O'Leary

Middle: Mike Moustakas, Mitul Patel, Zach Oasheim, Jake Norton, Oliver Padre, Bryan Petersen, Matt Dominguez, Thomas Cassidy, Josh Ravin


Back: Assistant Coach P.C. Shaw, Assistant Coach Fred Pudrith, Trainer Mike Nash, Chris Imel, Jason Dominguez, J.C. Barker, Assistant Coach Stuart Sellz, Assistant Coach Charlie Hatfield, Head Coach Tom Meusborn



Front: Bobby Coyle, Phil McManama, Nick Devian, Andrew Baslow, Oliver Padre, Oscar Gutierrez, Jarod Mateko, Jonathan O'Leary

Middle: Thomas Cassidy, Chazz Anderson, Mitul Patel, Mike Moustakas, Matt Dominguez, Kyle Barbato, Ryan Shindelus

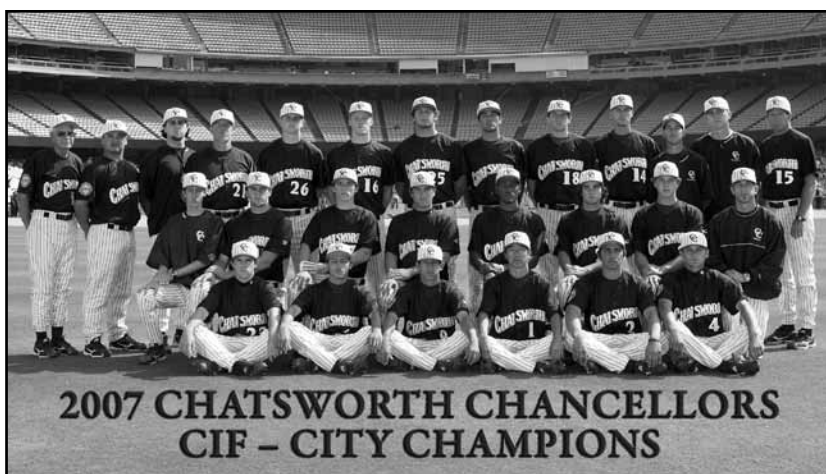
Back: Assistant Coach P.C. Shaw, Assistant Coach Chris Fredericks, Assistant Coach Fred Pudrith, Assistant Coach Brady Burrill, Carlos Najar, Daniel Simmons, Josh Ravin, Darren Norris, J. C. Barker, Assistant Coach Stuart Sellz, Assistant Charlie Hatfield, Head Coach Tom Meusborn



Front: Kasey Toven, Nick Dillon, Oliver Padre, Nick Devian, Oscar Gutierrez, Matt Moreno

Middle: Assistant Coach Tim Nowak, Matt Dominguez, Jonathan O'Leary, Jeff Redmond, Mike Moustakas, Bobby Coyle, James Wharton, Phil McManama, Carlos Escobar

Back: Assistant Coach Charlie Hatfield, Assistant Coach Fred Pudrith, Assistant Coach Chris Fredericks, Andy Weissberg, Trent Jones, Daniel Simmons, Josh Ravin, Kyle Barbato, Assistant Coach Brett Munson, Assistant Coach Stuart Sellz, Assistant Coach John Toven, Head Coach Tom Meusborn

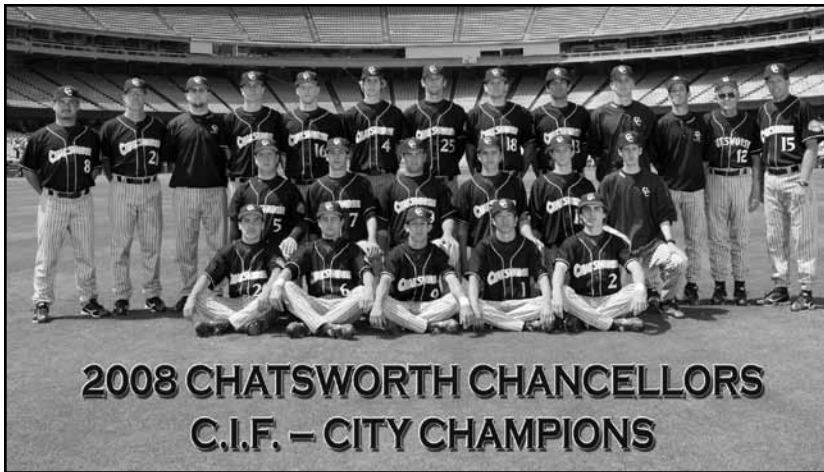


Front: Ryan Merrill, Michael Renner, Kasey Toven, Trevor Takeyama, Nick Devian, Luis Ramirez.

Middle: Assistant Coach Tim Nowak, Mike Moustakas, Bobby Coyle, Matt Moreno, Jon Shields, Phil McManama, Matt Dominguez, Assistant Coach Scott Foli.

Back: Assistant Coach Charlie Hatfield, Assistant Coach John Toven, Assistant Coach Chris Fredericks, Assistant Coach Fred Pudrith, Troy Cassidy, Andy Weissberg, Trent Jones, Carlos Escobar Jr., James Wharton, Assistant Coach Chad Redfern, Assistant Coach Stuart Sellz, Assistant Coach Brett Munson, Head Coach Tom Meusborn

VARSITY TEAMS OF THE PAST




2008 City Champions

Left to Right

Front: Angel Calderon, Michael Renner, Kasey Toven, Trevor Takeyama, Andrew Klausmeier

Middle: Derek Neely, Cameron Milstein, Matt Moreno, Freddy Ramirez, Ryan Cooperstone, Assistant Coach Tim Nowak

Back: Assistant Coach John Toven, Assistant Coach Fred Pudrith, Assistant Coach Chris Fredericks, Patrick O'Connell, Andy Weissberg, Shawn Meusborn, Sean O'Connell, James Wharton, Carlos Escobar Jr., Assistant Coach Brett Munson, Assistant Coach Stuart Sellz, Assistant Coach Charlie Hatfield, Head Coach Tom Meusborn



2009 City Champions

Left to Right

Front: Angel Calderon, Ryan Wittler, Michael Renner, Kasey Toven, Andrew Klausmeier, Jeff Bezjian, Noah Hersheve

Middle: Assistant Coach Tim Nowak, Freddie Ramirez, Christian Lopez, Derek Neely, Ryan Cooperstone, Aaron Brown, David Lira, Steven Karkenny

Back: Assistant Coach Joe Guntz, Assistant Coach Ted Nowak, Assistant Coach John Toven, Assistant Coach Fred Pudrith, Assistant Coach Chris Fredericks, Andy Weissberg, Shawn Meusborn, Carlos Escobar, Sean O'Connell, Assistant Coach Stuart Sellz, Assistant Coach Chuck Hatfield, Assistant Coach Mickey Merrill, Head Coach Tom Meusborn



2010 City Semi-Finalists


Left to Right

Front: Justin Davis, Adam Baslow, Angel Calderon, Kevin Siegel, Ricky Obando, Chris Carlin

Middle: Joseph McFaddin, Ryan Escobar, Brady Conlan, Steven Karkenny, Angel Rodriguez, Jeff Bezjian, Derek Neely

Back: Assistant Coach John Toven, Assistant Coach Fred Pudrith, Assistant Coach Joe Guntz, Christian Lopez, Sean O'Connell, Brett Voets, Aaron Brown, Assistant Coach Chuck Hatfield, Head Coach Tom Meusborn

VARSITY TEAMS OF THE PAST



2011 City Finalists

Left to Right

Front: Kiefer Kofman, Hayden Tsutsui, Justin Vega, Jared Holley, Raul Camas, Ernesto Prado, Jerry Ismerio, Harsa Prahara

Middle: Tim Han, Brady Conlan, Mark Fierro, Chris Schraut, Scott Voets, Chris DeVito, Chris Carlin, Ricky Obando, Assistant Coach Nick Dillon

Back: Assistant Coach Mickey Merrill, Assistant Coach Joe Guntz, Assistant Coach Bret Munson, Assistant Coach Fred Pudrith, Ryan Escobar, Christian Lopez, Steven Karkenny, Aaron Brown, Angel Rodriguez, Assistant Coach Chris Fredericks, Assistant Coach Stuart Sellz, Assistant Coach Chuck Hatfield, Head Coach Tom Meusborn




2012 City Finalists

Left to Right

Front: Garrett Kueber, Nick Milone, Jared Holley, Jerry Ismerio, Brian Love, Raul Camas, Andrew Koziol, Justin Vega, Zach Mausser

Middle: Austin Peters, Sam Shaikin, Riley Conlan, Ricky Obando, Ricky Bernal, Kiefer Kofman, Hayden Tsutsui, Harsa Prahara, Ernesto Prado, Scott Voets

Back: Assistant Coach Joe Guntz, Assistant Coach Mickey Merrill, Assistant Coach Chris Fredericks, Assistant Coach Fred Pudrith, Chris Schraut, Chris DeVito, Jason Karkenny, Assistant Coach Nick Dillon, Assistant Coach Ted Nowak, Assistant Coach Stuart Sellz, Assistant Coach Charlie Hatfield, Head Coach Tom Meusborn



2013 City Semi-Finalists

Left to Right

Front: Eric Cedillo, Nick Milone, Raul Camas, Jerry Ismerio, Micah Ortiz, Garrett Kueber, Evan Carden

Middle: Andrew Barron, Anthony Mayorga, Tyler Ryan, Jake Ryan, Niko Switalla, Riley Conlan

Back: Assistant Coach Chris Fredericks, Assistant Coach Fred Pudrith, Sam Shaikin, Chris DeVito, Jason Karkenny, Josh Garcia, Assistant Coach Joe Guntz, Assistant Coach Charlie Hatfield, Head Coach Tom Meusborn

VARSITY TEAMS OF THE PAST



2014 City Finalists

Left to Right

Front: Nick Henry, Daniel Zakosek, Peter Abinanti, Garret Kueber, Michael Baregamyan, Micah Ortiz, Randy Mata

Middle: Thomas Palomera, Nikolas Switalla, Riley Conlan, Alex Devito, Jeryd Reuss, Danny Hernandez, Ethan Lageson

Back: Coach Moreno, Coach Hatfield, Coach Scott, Coach Pudrith, Tyler Ryan, Jake Ryan, Josh Garcia, John Cashman, Anthony Mayorga, Sam Shaikin, Tanner Henry, Coach Dillon, Coach Mckenna, Coach Marol, Coach Nowak



2015 City Semi-Finalists

Left to Right

Front: Daniel Zakosek, Nick Henry, Randy Mata, Peter Abinanti, Hunter Konecny-Peña, Alex Milone

Middle: Joshua Medina, Ethan Lageson, Tommy Palomera, Niko Switalla, Jeryd Reuss, Andrew Renteria, Tyger Goslin

Back: Assistant Coach Matt Moreno, Assistant Coach Fred Pudrith, Daniel Hernandez, Anthony Mayorga, Sam Shaikin, John Cashman, Joshua Garcia, Tanner Henry, Assistant Coach Charlie Hatfield, Head Coach Tom Meusborn

CHANCELLORS IN PROFESSIONAL BASEBALL

1966 Bruce Christensen , California Angels	David Waco , California Angels	2011 Aaron Brown , Philadelphia Phillies
1969 Dwight Evans , Boston Redsox	Derek Wallace , Chicago Cubs	Steven Karkenny , Milwaukee Brewers
1972 Richard Lashmet , Kansas City Royals	1991 Mitch Root , Chicago Cubs	
1973 Bobby Mitchell , Los Angeles Dodgers	Thurman Williams , San Francisco Giants	
1976 Andre David , Minnesota Twins	1995 Jon Tucker , Los Angeles Dodgers	
1977 Brian David , Seattle Mariners	1996 Danny Phillips , Colorado Rockies	AII-AMERICANS
John Stevenson , San Diego Padres	1999 Mike Kunes , San Francisco Giants	1999 Mike Kunes
1978 Jim Benedict , Kansas City Royals	Chad Redfern , Atlanta Braves	2003 Justin Cassel
1980 Gene Lambert , San Francisco Giants	2001 Matt Fisher , New York Mets	2004 Willie Cabrera
Craig Stevenson , Houston Astros	2002 Ryan Barba , Milwaukee Brewers	Jason Dominguez
Ty Vanburkleo , Milwaukee Brewers	2003 Justin Cassel , Chicago White Sox	2005 Matt Dominguez
1982 Brian Wood , San Francisco Giants	2004 Willie Cabrera , Atlanta Braves	Mike Moustakas
1983 Keith Nicholson , Detroit Tigers	Jason Dominguez , Houston Astros	2006 Matt Dominguez
Steve Reed , San Francisco Giants	Bryan Petersen , Florida Marlins	Mike Moustakas
Sherman Webb , San Francisco Giants	2006 Josh Ravin , Cincinnati Reds	2007 Matt Dominguez
1984 Pete Kuld , San Diego Padres	2007 Matt Dominguez , Florida Marlins	Mike Moustakas
1988 Joel Wolfe , Oakland Athletics	Mike Moustakas , Kansas City Royals	Bobby Coyle
1989 Rich Aude , Pittsburgh Pirates	2009 Carlos Escobar Jr. , Chicago Cubs	2011 Aaron Brown
	2010 Sean O'Connell , Chicago White Sox	

CHANCELLORS IN FOUR YEAR COLLEGES

1970 Dan Davis , Austin State University	1990 Mike Mancuso , USC	2003 Keith Renno , Cal State Northridge
1972 Steve Wold , Cal State Northridge	Reed McMackin , USC	2004 Jason Dominguez , Pepperdine
1973 Bobby Mitchell , USC	1991 Mike Muir , Michigan	Jake Norton , New Mexico
Greg Ris , USC	Adam Pearlman , Pepperdine	Bryan Petersen , UC Irvine
1976 Andre David , Cal State Fullerton	1992 Brandon Nickens , Cal State Northridge	2006 J. P. O'Leary , East Central University
Ben Di Iorio , Cal State Northridge	David Stevenson , Cal State Northridge	Oliver Padre , Arizona
Tim Zeuch , Cal State Northridge	Jesse Yeomans , Cal State Northridge	Daniel Simmons , UC San Diego
1977 Brian David , Cal State Fullerton	1993 Mark Lopez , Pepperdine	2007 Bobby Coyle , Arizona
John Stevenson , USC	1994 Bryan LaCour , UC Santa Barbara	2008 James Wharton , Cal State Los Angeles
1978 Jim Benedict , Arizona State	Jim DeBiase , Cal State Northridge	Matt Moreno , Cal State Northridge
Mitch Graff , Cal State Northridge	1996 Danny Phillips , Cal State Northridge	2009 Carlos Escobar Jr. , Nevada Reno
Mike Mason , Loyola Marymount	1997 David Sark , California	Ryan Cooperstone , Cal State Los Angeles
1979 Bob Brontsema , UC Santa Barbara	1998 Bryan Gant , Cal Poly San Luis Obispo	Shawn Meusborn , Cal State Los Angeles
Mike Stevens , San Diego State	Tom Morefield , Cal State Northridge	Michael Renner , North Florida Osprey
Bill Thom , USC	Kevin O'Hara , Chico State	Kasey Toven , UC Riverside
1980 Craig Stevenson , USC	1999 Mike Kunes , UCLA	Andrew Klausmeier , Cal State Dominguez Hills
1981 Glen Braybrooks , Cal State Fullerton	Chad Redfern , San Diego State	2011 Aaron Brown , Pepperdine
Reggie Lambert , Loyola Marymount	2000 Jacob Ball , Fresno State	Steven Karkenny , Master's College
1982 Larry Beinfest , Nevada Reno	Matt Cassel , USC	Brady Conlan , Cal State Dominguez Hills
1984 Pete Kuld , Pepperdine	Matt Fisher , Oklahoma/ UC Irvine	2012 Jared Holley , New Mexico
Todd Nye , University of Portland	Oscar Marin , Arkansas-Littlerock	Justin Vega , Vanguard University
1986 Brent Ruedy , UC Davis	Brett Munson , Cal State Stanislaus	Hayden Tsutsui , Carleton College
1988 Eric Johnson , Cal Lutheran	2001 Brian Lee , UC Santa Barbara	2013 Chris DeVito , New Mexico
Rex McMackin , UC Riverside	Gregg Wallis , UC Irvine	Jason Karkenny , Master's College
David Waco , UC Santa Barbara	2002 Ryan Barba , New Mexico	2015 Niko Switalla , Iona University
Joel Wolfe , UCLA	Joe Guntz , Lewis & Clark	Sam Shaikin , Valparaiso University
1989 Pierre Amado , Cal State Northridge	Jared Halpert , Cal State Northridge/ Fresno State	Jeryd Reuss , La Verne University
Jason Evans , California	2003 Justin Cassel , UC Irvine	
Vince Simili , UC Riverside	Brett Munster , California	
1989 Derek Wallace , Pepperdine		

Batting Year-by-Year Leaders

AT-BATS

1980	Steve Chase	76
1981	Glen Braybrooks	88
	Reggie Lambert	88
1982	Bruce Ketring	87
1983	Sherman Webb	87
1984	Pete Kuld	83
1985	Chae-Ho Chong	94
1986	Robert Roseboro	87
1987	Rex McMackin	81
	Ty Powell	81
1988	Joel Wolfe	96
1989	Rich Aude	99
1990	Scott Carpenter	102
1991	Nestor Martinez	92
1992	Mark Lopez	86
1993	Mark Lopez	103
1994	Ray Daryabigi	117
1995	Fred Farzaneh	80
1996	Joe Tillmon	99
1997	Bryan Gant	98
1998	Bryan Gant	111
1999	Matt Fisher	108
2000	Gregg Wallis	90
2001	Gregg Wallis	118
2002	Brian Lee	101
2003	Keith Renno	117
	Jordan Sisson	117
2004	Willie Cabrera	132
2005	Mike Moustakas	112
2006	Bobby Coyle	108
2007	Nick Devian	117
2008	Matt Moreno	120
	Kasey Toven	120
2009	Andy Weissberg	122
2010	Steven Karkenny	87
2011	Brady Conlan	99
2012	Chris DeVito	99
2013	Chris DeVito	95
2014	Riley Conlan	108
	Garrett Kueber	108
2015	Sam Sahikin	115

RUNS

1980	Steve Chase	20
	Craig Stevenson	20
1981	Reggie Lambert	23
1982	Bruce Ketring	36
1983	Leo Lambert	21
	Steve Reed	21
1984	Pete Kuld	24
1985	Glenn Stevenson	36
1986	John Dunn	27
1987	John Dunn	33
	Joel Wolfe	33
1988	Joel Wolfe	32
1989	Jason Evans	44
1990	Nestor Martinez	39
1991	Mitch Root	41
1992	Mark Lopez	27
1993	Bryan LaCour	39
1994	Rod Daryabigi	39
1995	Joe Tillmon	25
1996	Mike Wexler	38
1997	Greg Wold	34
	Bryan Gant	34
1998	Bryan Gant	51
1999	Matt Fisher	38
2000	Gregg Wallis	39
2001	Brian Lee	33
	Gregg Wallis	33
2002	Brian Lee	34
2003	Keith Renno	48

2004	Willie Cabrera	60
2005	Mike Moustakas	52
2006	Mike Moustakas	41
2007	Mike Moustakas	49
2008	Kasey Toven	37
	James Wharton	37
2009	Andy Weissberg	47
2010	Steven Karkenny	30
2011	Steven Karkenny	35
2012	Jared Holley	45
2013	Riley Conlan	28
2014	Garrett Kueber	29
2015	Sam Shaikin	26

HITS

1980	Craig Stevenson	28
1981	Reggie Lambert	35
1982	Bruce Ketring	36
1983	Steve Reed	31
1984	Pete Kuld	33
1985	Glenn Stevenson	36
1986	Robert Roseboro	36
1987	Rex McMackin	40
1988	Joel Wolfe	39
1989	Rich Aude	45
1990	Nestor Martinez	44
1991	Mitch Root	44
1992	Mark Lopez	29
	Eddie Ramos	29
1993	Bryan LaCour	43
1994	Bryan LaCour	51
1995	Fred Farzaneh	28
1996	Joe Tillmon	42
1997	Bryan Gant	42
	Tim Weigand	42
1998	Bryan Gant	46
1999	Matt Fisher	43
2000	Gregg Wallis	35
2001	Gregg Wallis	53
2002	Jason Dominguez	46
2003	Keith Renno	52
2004	Willie Cabrera	72
2005	Mike Moustakas	54
2006	Bobby Coyle	46
2007	Mike Moustakas	56
2008	Kasey Toven	44
2009	Andy Weissberg	58
2010	Steven Karkenny	37
2011	Aaron Brown	43
2012	Chris DeVito	46
2013	Chris DeVito	33
2014	Garrett Kueber	27
2015	Daniel Zakosek	42

DOUBLES

1980	Not available	
1981	Glen Braybrooks	6
1982	Randy Levinson	6
1983	Keith Nicholson	13
1984	Bill Berry	6
	Pete Kuld	6
1985	Chae-Ho Chong	8
	Marc Pfeiffer	8
1986	Robert Roseboro	9
1987	Rex McMackin	12
1988	Joel Wolfe	8
1989	Jason Evans	8
	Eric Johnson	8
1990	Nestor Martinez	12
1991	Adam Pearlman	13
1992	Mark Lopez	6
1993	Bryan LaCour	16
1994	Bryan LaCour	9
1995	Tony Ardito	10
	Jon Tucker	10

1996	Mike Wexler	12
1997	Greg Wold	12
1998	Bryan Gant	17
1999	Matt Fisher	15
2000	Matt Fisher	10
2001	Gregg Wallis	10
2002	Jason Dominguez	11
	Brian Lee	11
2003	Jason Dominguez	11
2004	Jason Dominguez	18
2005	Mike Moustakas	18
2006	Oscar Gutierrez	13
2007	Nick Devian	9
	Matt Dominguez	9
2008	Matt Moreno	12
2009	Andy Weissberg	16
2010	Brady Conlan	9
	Ricky Obando	9
2011	Aaron Brown	12
2012	Chris DeVito	11
2013	Riley Conlan	9
	Chris DeVito	9
2014	Garrett Kueber	8
2015	Sam Shaikin	10

TRIPLES

1980	Not available	
1981	Reggie Lambert	4
1982	Bruce Ketring	3
1983	Steve Reed	5
1984	Pete Kuld	6
1985	Juan Hernandez	4
	Marc Pfeiffer	4
1986	Marcelino Mendoza	3
1987	John Dunn	5
1988	John Haselbusch	2
	Art Lowe	2
	Ty Powell	2
	Joel Wolfe	2
1989	Kevin Chong	3
	Jason Evans	3
1990	Mitch Root	5
1991	Mike Muir	4
1992	Mark Lopez	3
1993	Tony Montiel	4
1994	Bryan LaCour	3
	Brandon Murphy	3
1995	Jon Tucker	4
1996	Several with	1
1997	Tim Weigand	3
	Greg Wold	3
1998	Matt Fisher	6
1999	Jason Spector	4
2000	Matt Fisher	3
	Brett Munson	3
2001	Jared Halpert	4
2002	Brett Munster	3
2003	Jason Dominguez	4
2004	Willie Cabrera	3
	Mike Fernandez	3
2005	Andrew Baslow	4
2006	James Wharton	3
2007	Mike Moustakas	4
2008	Ryan Cooperstone	5
2009	Aaron Brown	1
	Ryan Cooperstone	1
	Andy Weissberg	1
2010	Aaron Brown	4
2011	Aaron Brown	6
2012	Raul Camas	2
2013	Raul Camas	1
	Chris DeVito	1
	Garrett Kueber	1
	Nick Milone	1
	Tyler Ryan	1

2014	Riley Conlan	2
2015	Peter Abinanti	1
	Tyger Goslin	1
	Nick Henry	1

HOME RUNS

1980	Not available	
1981	Steve Vincent	4
1982	Larry Beinfest	5
1983	Pete Kuld	3
1984	Pete Kuld	3
1985	Marc Pfeiffer	4
1986	Joel Wolfe	4
1987	Joel Wolfe	4
1988	Joel Wolfe	3
1989	Rich Aude	6
1990	Mitch Root	3
1991	Mitch Root	7
1992	David Stevenson	3
1993	Bryan LaCour	4
	Mark Lopez	4
1994	Tony Montiel	2
1995	Fred Farzaneh	2
	Danny Phillips	2
	Pat Rizzotti	2
	Jon Tucker	2
1996	Danny Phillips	8
1997	Tom Morefield	7
1998	Tom Morefield	11
1999	Scott Sellz	7
	Jason Spector	7
2000	Matt Fisher	6
2001	Brian Lee	7
2002	Jason Dominguez	8
2003	Jason Dominguez	9
	Jordan Sisson	9
2004	Willie Cabrera	11
2005	Mike Moustakas	12
2006	Mike Moustakas	14
2007	Mike Moustakas	24
2008	James Wharton	10
2009	Andy Weissberg	10
2010	Aaron Brown	5
2011	Steven Karkenny	3
	Ricky Obando	3
2012	Chris DeVito	1
	Jerry Ismerio	1
	Ricky Obando	1
	Justin Vega	1
2013	Nick Milone	4
2014	Riley Conlan	3
2015	Andrew Renteria	2

RUNS BATTED IN

1980	Craig Stevenson	19
	Ty Vanburkleo	19
1981	Reggie Lambert	24
1982	Larry Beinfest	32
	Randy Levinson	32
1983	Sherman Webb	20
1984	Pete Kuld	21
1985	Chae-Ho Chong	34
1986	Robert Roseboro	27
	Joel Wolfe	27
1987	Joel Wolfe	29
1988	Joel Wolfe	29
1989	Rich Aude	29
1990	Mitch Root	35
1991	Nestor Martinez	33
1992	David Stevenson	23
1993	Tony Montiel	30
1994	Bryan LaCour	41
1995	Fred Farzaneh	30
1996	Joe Tillmon	34
1997	David Sark	40
1998	Tom Morefield	46

1999	Matt Fisher	36
2000	Matt Fisher	37
2001	Jared Halpert	36
2002	Jason Dominguez	38
2003	Jason Dominguez	47
2004	Matt Dominguez	65
2005	Mike Moustakas	51
2006	Mike Moustakas	47
2007	Mike Moustakas	59
2008	Ryan Cooperstone	43
	James Wharton	43
2009	Andy Weissberg	61
2010	Aaron Brown	29
2011	Aaron Brown	38
2012	Chris DeVito	40
2013	Chris DeVito	25
2014	Riley Conlan	28
2015	Jeryd Reuss	25

BASES ON BALLS

1980	Craig Stevenson	15
1981	Steve Vincent	19
1982	Joe Gioia	22
1983	Leo Lambert	17
1984	Jason Watt	16
1985	Bill Berry	24
1986	Dave Maine	24
1987	Rex McMackin	26
1988	Rex McMackin	23
1989	Jason Evans	26
1990	Mike Mancuso	32
1991	Adam Pearlman	19
	Mitch Root	19
1992	Mark Lopez	20
1993	Tony Montiel	25
1994	Bryan LaCour	24
1995	Jon Tucker	19
1996	Joe Tillmon	20
1997	Danny Eisenberg	22
1998	Tom Morefield	25
1999	Jeff Spector	24
2000	Jacob Ball	20
2001	Brian Lee	21
2002	Brett Munster	16
2003	Jason Dominguez	23
2004	Tom Cassidy	25
2005	Matt Dominguez	21
2006	Matt Dominguez	24
2007	Mike Moustakas	28
2008	James Wharton	24
2009	Ryan Cooperstone	31
2010	Steven Karkenny	22
2011	Steven Karkenny	26
2012	Scott Voets	26
2013	Chris DeVito	18
2014	Sam Shaikin	18
2015	Peter Abinanti	19

STOLEN BASES

1980	Usher Barnum	11
1981	Reggie Lambert	20
1982	Bruce Ketrang	21
	Richard Simen	21
1983	Leo Lambert	29
1984	Jason Watt	25
1985	Chae-Ho Chong	29
1986	Brent Ruedy	21
1987	Joel Wolfe	21
1988	Joel Wolfe	22
1989	Jason Evans	27
1990	Scott Carpenter	10
	Nick Simpson	10
1991	Thurman Williams	12
1992	Matt LaCour	5
1993	Mark Lopez	11

1994	Bryan LaCour	17
1995	Kirby Faciane	6
1996	Joe Tillmon	12
1997	Tim Weigand	16
1998	Bryan Gant	27
1999	Chad Redfern	14
2000	Matt Fisher	10
	Gregg Wallis	10
2001	Gregg Wallis	11
2002	Jason Dominguez	10
	Keith Renno	10
2003	Keith Renno	14
2004	Jason Dominguez	13
2005	J.C. Barker	11
2006	Oliver Padre	5
2007	Bobby Coyle	8
2008	Kasey Toven	11
2009	Kasey Toven	12
2010	Aaron Brown	11
2011	Aaron Brown	8
2012	Jared Holley	10
2013	Garrett Kueber	10
2014	Riley Conlan	9
2015	Sam Shaikin	6

TOTAL BASES

1980	Not available	
1981	Reggie Lambert	49
1982	Bruce Ketrang	49
1983	Steve Reed	50
1984	Pete Kuld	57
1985	Marc Pfeiffer	61
1986	Robert Roseboro	49
1987	Joel Wolfe	66
1988	Joel Wolfe	57
1989	Rich Aude	71
1990	Nestor Martinez	64
1991	Mitch Root	76
1992	Mark Lopez	47
1993	Bryan LaCour	72
1994	Bryan LaCour	69
1995	Jon Tucker	51
1996	Danny Phillips	69
1997	Greg Wold	64
1998	Tom Morefield	90
1999	Matt Fisher	73
2000	Matt Fisher	67
2001	Brian Lee	73
2002	Jason Dominguez	81
2003	Jason Dominguez	94
2004	Willie Cabrera	122
2005	Mike Moustakas	112
2006	Mike Moustakas	94
2007	Mike Moustakas	143
2008	James Wharton	73
2009	Andy Weissberg	106
2010	Aaron Brown	58
2011	Aaron Brown	73
2012	Chris DeVito	59
2013	Chris DeVito	53
2014	Riley Conlan	56
2015	Sam Shaikin	55

BATTING AVERAGE*(Minimum 60 plate appearances)*

1980	Craig Stevenson	.394
1981	Richard Simen	.400
1982	Bruce Ketrang	.414
1983	Steve Reed	.378
1984	Pete Kuld	.398
1985	Juan Hernandez	.460
1986	Robert Roseboro	.414
1987	Rex McMackin	.494
	Joel Wolfe	.494
1988	Rex McMackin	.450

1989	Rich Aude	.455
1990	Nestor Martinez	.423
1991	Mitch Root	.506
1992	David Stevenson	.407
1993	Bryan LaCour	.448
1994	Bryan LaCour	.481
1995	Tony Ardito	.375
1996	Joe Tillmon	.424
1997	David Sark	.456
1998	Tom Morefield	.453
1999	Steve Kracow	.493
2000	Brian Lee	.436
2001	Gregg Wallis	.449
2002	Jason Dominguez	.465
2003	Jason Dominguez	.449
2004	Willie Cabrera	.545
2005	Mike Moustakas	.482
2006	Oscar Gutierrez	.434
2007	Mike Moustakas	.577
2008	Ryan Cooperstone	.416
2009	Andy Weissberg	.475
2010	Steven Karkenny	.425
2011	Aaron Brown	.462
2012	Scott Voets	.442
2013	Chris DeVito	.347
2014	Jeryd Reuss	.368
2015	Sam Shaikin	.391
	Daniel Zakosek	.391

SLUGGING PERCENTAGE

1980	Not available	
1981	Reggie Lambert	.557
1982	Bruce Ketring	.563
1983	Steve Reed	.610
1984	Pete Kuld	.687
1985	Marc Pfeiffer	.656
1986	Joel Wolfe	.585
1987	Joel Wolfe	.835
1988	Rex McMackin	.625
1989	Rich Aude	.717
1990	Mitch Root	.622
1991	Mitch Root	.873
1992	David Stevenson	.610
1993	Bryan LaCour	.774
1994	Bryan LaCour	.651
1995	Jon Tucker	.699
1996	Danny Phillips	.812
1997	Tom Morefield	.945
1998	Tom Morefield	.937
1999	Steve Kracow	.760
2000	Matt Fisher	.882
2001	Brian Lee	.676
2002	Jason Dominguez	.818
2003	Jason Dominguez	.879
2004	Willie Cabrera	.924
2005	Mike Moustakas	1.000
2006	Mike Moustakas	.979
2007	Mike Moustakas	1.474
2008	James Wharton	.768
2009	Andy Weissberg	.869
2010	Aaron Brown	.763
2011	Aaron Brown	.785
2012	Scott Voets	.547
2013	Chris DeVito	.558
2014	Garrett Kueber	.463
2015	Andrew Renteria	.505

ON-BASE PERCENTAGE

<i>(1980-1993 not available)</i>		
1994	Bryan LaCour	.586
1995	Tony Ardito	.526
1996	Danny Phillips	.604
1997	Danny Eisenberg	.621
	Greg Wold	.621
1998	Tom Morefield	.636

1999	Charles Kenny	.580
2000	Matt Fisher	.539
2001	Danny Dominguez	.543
2002	Jason Dominguez	.517
2003	Jason Dominguez	.549
2004	Willie Cabrera	.591
2005	Carlos Najar	.562
2006	Mike Moustakas	.541
2007	Mike Moustakas	.674
2008	Michael Renner	.538
2009	Sean O'Connell	.561
2010	Steven Karkenny	.564
2011	Aaron Brown	.528
2012	Scott Voets	.571
2013	Riley Conlan	.475
2014	Jeryd Reuss	.482
2015	Andrew Renteria	.476

SACRIFICES

(1980-1993 not available)

1994	Ray Daryabigi	6
1995	Fred Farzaneh	6
1996	Micah Berger	5
	Matt Evanson	5
	David Sark	5
1997	Tim Weigand	5
1998	Matt Cassel	4
1999	Scott Sellz	4
	Jeff Spector	4
2000	Danny Dominguez	6
2001	Brett Munster	7
2002	Willie Cabrera	5
	Jason Dominguez	5
	Brett Munster	5
	Bryan Petersen	5
2003	Keith Renno	5
2004	Tom Cassidy	7
2005	Carlos Najar	5
	Mitul Patel	5
2006	Kasey Toven	7
2007	Bobby Coyle	4
	Nick Devian	4
	Matt Dominguez	4
	Kasey Toven	4
2008	Ryan Cooperstone	5
	Kasey Toven	5
2009	Ryan Cooperstone	7
2010	Ryan Escobar	6
2011	Jared Holley	8
2012	Scott Voets	9
2013	Raul Camas	7
2014	Jake Ryan	7
2015	Tanner Henry	7

Pitching Year-by-Year Leaders

WINS

1980	Glen Braybrooks	8
1981	Glen Braybrooks	14
1982	Brian Wood	13
1983	Keith Nicholson	11
1984	Bill Berry	9
1985	Will L'Heureux	10
1986	Mark Schauer	9
1987	Pierre Amado	7
1988	Pierre Amado	10
1989	Derek Wallace	9
1990	Reed McMackin	12
1991	Anthony Moreno	6
	Brandon Nickens	6
1992	Brandon Nickens	7
1993	Jim DeBiase	12
1994	Jim DeBiase	10
1995	Fred Farzaneh	6
	Harry Kenoi	6

1996	Andrew Silver	7
	Greg Wold	7
1997	Ismael Marin	10
1998	Mike Kunes	12
1999	Mike Kunes	13
2000	Joe Guntz	11
2001	Joe Guntz	14
2002	Justin Cassel	10
2003	Justin Cassel	15
2004	Jason Dominguez	13
2005	Darren Norris	11
2006	Trent Jones	10
2007	Trent Jones	15
2008	Trevor Takeyama	14
2009	Michael Renner	10
2010	Christian Lopez	7
2011	Aaron Brown	9
	Angel Rodriguez	9
2012	Jason Karkenny	11
2013	Nick Milone	8
2014	Tommy Palomera	7
2015	Josh Garcia	6
	Tommy Palomera	6

WINNING PERCENTAGE

(Minimum 8 decisions)

1980	Glen Braybrooks (8-0)	1.000
1981	Glen Braybrooks (14-3)	.824
1982	Brian Wood (13-2)	.867
1983	Keith Nicholson (11-2)	.846
1984	Bill Berry (9-3)	.750
1985	Will L'Heureux (10-0)	1.000
1986	Mark Schauer (9-1)	.900
1987	Jeff Rubenstein (6-2)	.750
1988	Pierre Amado (10-1)	.909
1989	Reed McMackin (8-2)	.800
1990	Reed McMackin (12-2)	.857
1991	Brandon Nickens (6-2)	.750
1992	Brandon Nickens (7-3)	.700
1993	Jim DeBiase (12-4)	.750
1994	Jim DeBiase (10-1)	.909
1995	Fred Farzaneh (6-2)	.750
1996	Greg Wold (7-2)	.778
1997	Ismael Marin (10-1)	.909
1998	Mike Kunes (12-2)	.857
1999	Ryan Robbins (8-0)	1.000
2000	Joe Guntz (11-0)	1.000
2001	Joe Guntz (14-0)	1.000
2002	Justin Cassel (10-2)	.833
2003	Justin Cassel (15-0)	1.000
	Jason Dominguez (11-0)	1.000
2004	Jason Dominguez (13-0)	1.000
	Jake Norton (11-0)	1.000
2005	Darren Norris (11-1)	.917
2006	Trent Jones (10-1)	.909
2007	Trent Jones (15-0)	1.000
2008	Trevor Takeyama (14-1)	.933
2009	Michael Renner (10-2)	.833
2010	Christian Lopez (7-1)	.875
2011	Angel Rodriguez (9-1)	.900
2012	Jason Karkenny (11-1)	.917
2013	Nick Milone (8-1)	.889
2014	Tommy Palomera (7-1)	.875
2015	Danny Hernandez	.833

SAVES

1980	Gene Lambert	2
1981	Reggie Lambert	2
1982	Keith Nicholson	1
	Brian Wood	1
1983	Bill Berry	1
	Darrin Dotson	1
	Steve Reed	1
1984	Todd Pallett	1
	Paul Reynolds	1

1985	Bill Berry	1
	Paul Reynolds	1
	Rich Sullenbarger	1
1986	Jeff Stoltz	2
1987	None	
1988	Derek Wallace	8
1989	Hyou Chou	1
1990	Mitch Root	4
1991	Brandon Nickens	2
1992	Eric Holliday	4
1993	Mark Lopez	2
1994	Greg Wold	1
1995	Ray Daryabigi	1
	Harry Kenoi	1
1996	Erick Buitrago	1
1997	Greg Wold	4
1998	None	
1999	Mike Kunes	2
2000	Justin Cassel	2
2001	Sean Richards	3
2002	Jason Dominguez	1
	Chris Fredericks	1
2003	Justin Cassel	1
2004	Bryan Petersen	5
2005	Mike Moustakas	2
2006	None	
2007	Mike Moustakas	3
2008	None	
2009	Andrew Klausmeier	2
2010	Steven Karkenny	3
2011	Christian Lopez	2
2012	Jason Karkenny	1
	Nick Malone	1
	Chris Schraut	1
2013	Jason Karkenny	3
2014	None	
2015	Niko Switalla	6

INNINGS PITCHED

1980	Gene Lambert	57
1981	Glen Braybrooks	104
1982	Brian Wood	96.2
1983	Keith Nicholson	84
1984	Bill Berry	83
1985	Bill Berry	81
1986	Mark Schauer	80
1987	Pierre Amado	71.2
1988	Pierre Amado	65.1
1989	Derek Wallace	80.1
1990	Reed McMackin	84.2
1991	Brandon Nickens	52
1992	Brandon Nickens	63.2
1993	Jim DeBiase	96.2
1994	Jim DeBiase	83.1
1995	Fred Farzaneh	52.1
	Harry Kenoi	52.1
1996	Andrew Silver	66
1997	Greg Wold	66
1998	Mike Kunes	98.2
1999	Mike Kunes	83.1
2000	Joe Guntz	81
2001	Joe Guntz	87.1
2002	Joe Guntz	85
2003	Justin Cassel	99
2004	Jason Dominguez	81.1
2005	Darren Norris	67
2006	Trent Jones	63
2007	Trent Jones	89.2
2008	Trevor Takeyama	85
2009	Michael Renner	77.2
2010	Christian Lopez	57
2011	Angel Rodriguez	67
2012	Jason Karkenny	72
2013	Jason Karkenny	74.2
2014	Tommy Palomera	51
2015	Danny Hernandez	54.3

STRIKEOUTS

1980	Gene Lambert	86
1981	Glen Braybrooks	95
1982	Brian Wood	106
1983	Keith Nicholson	100
1984	Bill Berry	75
1985	Bill Berry	95
1986	Mark Schauer	53
1987	Pierre Amado	53
1988	Pierre Amado	66
1989	Derek Wallace	78
1990	Reed McMackin	73
1991	Anthony Moreno	39
1992	Brandon Nickens	53
1993	Jim DeBiase	58
1994	Jim DeBiase	88
1995	Harry Kenoi	56
1996	Greg Wold	50
1997	Greg Wold	57
1998	Mike Kunes	82
1999	Mike Kunes	70
2000	Joe Guntz	67
2001	Joe Guntz	80
2002	Justin Cassel	80
2003	Justin Cassel	119
2004	Jason Dominguez	93
2005	Darren Norris	44
2006	Josh Ravin	58
2007	Trent Jones	95
2008	Trevor Takeyama	99
2009	Michael Renner	78
2010	Christian Lopez	50
2011	Angel Rodriguez	75
2012	Jason Karkenny	58
2013	Nick Milone	68
2014	Josh Garcia	43
2015	Josh Garcia	45

EARNED-RUN AVERAGE

<i>(50 innings pitched or more)</i>		
1980	Glen Braybrooks	2.33
1981	Glen Braybrooks	1.35
1982	Brian Wood	1.52
1983	Steve Reed	1.47
1984	Bill Berry	1.40
1985	Bill Berry	1.99
1986	Mark Schauer	2.89
1987	Pierre Amado	2.25
1988	Pierre Amado	1.82
1989	Derek Wallace	1.92
1990	Reed McMackin	1.95
1991	Brandon Nickens	1.21
1992	Brandon Nickens	2.88
1993	Harry Kenoi	2.36
1994	Oscar Bocanegra	1.81
1995	Fred Farzaneh	1.74
1996	Greg Wold	2.06
1997	Ismael Marin	2.85
1998	Mike Kunes	1.77
1999	Mike Kunes	2.61
2000	Joe Guntz	2.94
2001	Joe Guntz	1.28
2002	Justin Cassel	1.86
2003	Justin Cassel	1.13
2004	Jason Dominguez	1.38
2005	Darren Norris	1.78
2006	Trent Jones	1.44
2007	James Wharton	1.61
2008	Trevor Takeyama	1.48
2009	Michael Renner	1.44
2010	Steven Karkenny	1.63
2011	Angel Rodriguez	0.63
2012	Jason Karkenny	1.65
2013	Nick Milone	1.36
2014	Tommy Palomera	0.69
2015	Danny Hernandez	1.80

COMPLETE GAMES

1980	Glen Braybrooks	2
1981	Glen Braybrooks	13
1982	Brian Wood	11
1983	Keith Nicholson	10
	Steve Reed	10
1984	Bill Berry	8
1985	Bill Berry	9
1986	Mark Schauer	5
1987	Pierre Amado	5
1988	Pierre Amado	2
1989	Derek Wallace	9
1990	Reed McMackin	7
1991	Brandon Nickens	5
1992	Jesse Yeomans	5
1993	Jim DeBiase	8
1994	Jim DeBiase	8
1995	Fred Farzaneh	4
1996	Greg Wold	6
1997	Ismael Marin	3
1998	Mike Kunes	12
1999	Mike Kunes	11
2000	Joe Guntz	11
2001	Joe Guntz	12
2002	Joe Guntz	9
2003	Justin Cassel	13
2004	Jason Dominguez	10
2005	Darren Norris	5
2006	Trent Jones	6
2007	Trent Jones	11
2008	Trevor Takeyama	8
2009	Michael Renner	11
2010	Christian Lopez	3
2011	Angel Rodriguez	7
2012	Jason Karkenny	8
2013	Not available	
2014	Not available	
2015	Josh Garcia	3

SHUTOUTS

1980	None	
1981	Glen Braybrooks	3
1982	Brian Wood	3
1983	Keith Nicholson	2
	Steve Reed	2
1984	Bill Berry	1
	Darrin Dotson	1
1985	Bill Berry	2
1986	Mark Schauer	1
1987	Shawn Bowen	1
1988	Pierre Amado	2
1989	Derek Wallace	2
1990	Reed McMackin	4
1991	Brandon Nickens	3
1992	Eric Holliday	1
1992	Brandon Nickens	1
1993	Harry Kenoi	2
1994	Jim DeBiase	2
1995	Fred Farzaneh	1
1996	Greg Wold	2
1997	Ismael Marin	2
1998	Mike Kunes	3
1999	Mike Kunes	1
	Scott Sellz	1
2000	Joe Guntz	2
2001	Joe Guntz	3
2002	Justin Cassel	3
2003	Justin Cassel	8
2004	Jason Dominguez	4
2005	Darren Norris	3
2006	Trent Jones	5
2007	Trent Jones	3
2008	Michael Renner	2
	James Wharton	2
2009	Michael Renner	4
2010	Angel Rodriguez	2

2011	Angel Rodriguez	4
2012	Jason Karkenny	3
2015	Not Available	

GAMES PITCHED

1980	Gene Lambert	16
1981	Glen Braybrooks	18
1982	Brian Wood	18
1983	Keith Nicholson	13
	Steve Reed	13
1984	Bill Berry	14
1985	Bill Berry	13
1986	Mark Schauer	17
1987	Pierre Amado	13
	Jeff Rubenstein	13
1988	Derek Wallace	19
1989	Derek Wallace	15
1990	Reed McMackin	15
1991	Anthony Moreno	14
1992	Brandon Nickens	12
1993	Jim DeBiase	16
1994	Jim DeBiase	14
	Oscar Bocanegra	14
1995	Harry Kenoi	12
1996	Stuart Sellz	13
	Andrew Silver	13
	Greg Wold	13
1997	Greg Wold	15
1998	Mike Kunes	15
1999	Mike Kunes	16
2000	Joe Guntz	13
2001	Joe Guntz	14
	Sean Richards	14
2002	Joe Guntz	14
2003	Justin Cassel	17
2004	Jason Dominguez	17
2005	Mike Moustakas	17
2006	Jonathan O'Leary	17
2007	Trent Jones	16
2008	Trevor Takeyama	16
2009	Michael Rennner	14
2010	Steven Karkenny	17
2011	Angel Rodriguez	13
2012	Jason Karkenny	16
2013	Jason Karkenny	14
2014	Tommy Palomera	10
2015	Niko Switalla	15

GAMES STARTED

1980	Glen Braybrooks	7
	Gene Lambert	7
1981	Glen Braybrooks	16
1982	Brian Wood	16
1983	Keith Nicholson	12
	Steve Reed	12
1984	Bill Berry	14
1985	Bill Berry	12
1986	Mark Schauer	14
1987	Pierre Amado	11
1988	Pierre Amado	16
1989	Derek Wallace	13
1990	Reed McMackin	15
1991	Brandon Nickens	8
1992	Brandon Nickens	12
1993	Jim DeBiase	15
1994	Jim DeBiase	14
1995	Fred Farzaneh	8
1996	Andrew Silver	10
1997	Ismael Marin	11
1998	Mike Kunes	13
1999	Mike Kunes	12
2000	Joe Guntz	12
	Sean Richards	12
2001	Joe Guntz	13
2002	Joe Guntz	12

2003	Justin Cassel	15
2004	Jason Dominguez	13
	Jake Norton	13
2005	Darren Norris	12
2006	Trent Jones	10
	Daniel Simmons	10
2007	Trent Jones	13
	James Wharton	13
2008	Trevor Takeyama	14
2009	Michael Renner	13
2010	Christian Lopez	10
2011	Angel Rodriguez	11
2012	Jason Karkenny	13
2013	Not available	
2014	Not available	
2015	Not Available	

Individual Season Batting Records

AT BATS

1.	Willie Cabrera	2004	132
2.	Andy Weissberg	2009	122
3.	Matt Moreno	2008	120
	Kasey Toven	2008	120
5.	Gregg Wallis	2001	118
6.	Ray Daryabigi	1994	117
	Nick Devian	2007	117
	Mike Fernandez	2004	117
	Keith Renno	2003	117
	Jordan Sisson	2003	117

RUNS

1.	Willie Cabrera	2004	60
2.	Mike Moustakas	2005	52
3.	Bryan Gant	1998	51
4.	Jason Dominguez	2004	49
	Mike Moustakas	2007	49
6.	Keith Renno	2003	48
7.	Andy Weissberg	2009	47
8.	Matt Dominguez	2007	46
9.	Jared Holley	2012	45
10.	Matt Cassel	1998	44
	Nick Devian	2007	44
	Jason Evans	1989	44
	Tom Morefield	1998	44

HITS

1.	Willie Cabrera	2004	72
2.	Andy Weissberg	2009	58
3.	Mike Moustakas	2007	56
4.	Mike Moustakas	2005	54
5.	Matt Dominguez	2004	53
	Gregg Wallis	2001	53
7.	Keith Renno	2003	52
8.	Bryan LaCour	1994	51
9.	Jason Dominguez	2004	50
10.	Nick Devian	2007	48
	Jason Dominguez	2003	48

DOUBLES

1.	Jason Dominguez	2004	18
	Mike Moustakas	2005	18
3.	Bryan Gant	1998	17
4.	Bryan LaCour	1993	16
	Andy Weissberg	2009	16
6.	Matt Fisher	1999	15
7.	Danny Eisenberg	1998	14
8.	Matt Dominguez	2004	13
	Oscar Gutierrez	2006	13
	Keith Nicholson	1983	13
	Adam Pearlman	1991	13

TRIPLES

1.	Aaron Brown	2011	6
	Matt Fisher	1998	6

	Pete Kuld	1984	6
3.	Ryan Cooperstone	2008	5
	John Dunn	1987	5
	Steve Reed	1983	5
	Mitch Root	1990	5
7.	Andrew Baslow	2005	4
	Aaron Brown	2010	4
	Jason Dominguez	2003	4
	Jared Halpert	2001	4
	Juan Hernandez	1985	4
	Reggie Lambert	1981	4
	Nestor Martinez	1990	4
	Tony Montiel	1993	4
	Mike Moustakas	2007	4
	Mike Muir	1991	4
	Marc Pfeiffer	1985	4
	Jason Spector	1999	4
	Jon Tucker	1995	4
	Sherman Webb	1983	4
	Joel Wolfe	1987	4

HOME RUNS

1.	Mike Moustakas	2007	24
2.	Bobby Coyle	2007	14
	Mike Moustakas	2006	14
4.	Matt Dominguez	2007	13
5.	Mike Moustakas	2005	12
6.	Willie Cabrera	2004	11
	Tom Morefield	1998	11
8.	Matt Dominguez	2005	10
	Matt Dominguez	2006	10
	James Wharton	2008	10
	Andy Weissberg	2009	10

RUNS BATTED IN

1.	Matt Dominguez	2004	65
2.	Andy Weissberg	2009	61
3.	Mike Moustakas	2007	59
4.	Willie Cabrera	2004	51
	Mike Moustakas	2005	51
6.	Matt Dominguez	2005	49
7.	Jason Dominguez	2003	47
	Mike Moustakas	2006	47
9.	Bobby Coyle	2007	46
	Tom Morefield	1998	46

BASES ON BALLS

1.	Mike Mancuso	1990	32
2.	Ryan Cooperstone	2009	31
3.	Kasey Toven	2009	30
4.	Rodney Bloom	1990	28
	Mike Moustakas	2007	28
6.	Scott Carpenter	1990	27
7.	Jason Evans	1989	26
	Steven Karkenny	2011	26
	Reed McMackin	1990	26
	Rex McMackin	1987	26
	Scott Voets	2012	26

STOLEN BASES

1.	Chae-Ho Chong	1985	29
	Leo Lambert	1983	29
3.	Jason Evans	1989	27
	Bryan Gant	1998	27
	Glen Stevenson	1985	24
6.	Jason Watt	1984	25
7.	Glen Stevenson	1984	24
8.	Joel Wolfe	1988	22
9.	Bruce Ketring	1982	21
	Marc Pfeiffer	1985	21
	Brent Ruedy	1986	21
	Richard Simen	1982	21
	Joel Wolfe	1987	21

TOTAL BASES

1.	Mike Moustakas	2007	143
2.	Willie Cabrera	2004	122
3.	Mike Moustakas	2005	112
4.	Andy Weissberg	2009	106
5.	Matt Dominguez	2007	99
6.	Bobby Coyle	2007	94
	Jason Dominguez	2003	94
	Matt Dominguez	2004	94
	Mike Moustakas	2006	94
10.	Tom Morefield	1998	90

BATTING AVERAGE*(Minimum 60 plate appearances)*

1.	Mike Moustakas	2007	.577
2.	Willie Cabrera	2004	.545
3.	Mitch Root	1991	.506
4.	Rex McMackin	1987	.494
	Joel Wolfe	1987	.494
6.	Steve Kracow	1999	.493
7.	Jason Dominguez	2004	.490
8.	Mike Moustakas	2005	.482
9.	Bryan LaCour	1994	.481
10.	Andy Weissberg	2009	.475

SLUGGING PERCENTAGE

1.	Mike Moustakas	2007	1.474
2.	Mike Moustakas	2005	1.000
3.	Mike Moustakas	2006	.979
4.	Tom Morefield	1997	.945
5.	Tom Morefield	1998	.937
6.	Matt Dominguez	2007	.934
7.	Willie Cabrera	2004	.924
8.	Bobby Coyle	2007	.895
9.	Matt Fisher	2000	.882
10.	Jason Dominguez	2003	.879

ON-BASE PERCENTAGE*(1980-1993 not available)*

1.	Mike Moustakas	2007	.674
2.	Tom Morefield	1998	.636
3.	Danny Eisenberg	1997	.621
	Greg Wold	1997	.621
5.	Danny Phillips	1996	.604
6.	Willie Cabrera	2004	.591
7.	Jason Dominguez	2004	.590
8.	Bryan LaCour	1994	.586
9.	Charles Kenny	1999	.580
	Oliver Padre	2004	.580

SACRIFICES*(1980-1993 not available)*

1.	Scott Voets	2012	9
2.	Jared Holley	2011	8
3.	Tom Cassidy	2004	7
	Ryan Cooperstone	2009	7
	Tanner Henry	2015	7
	Brett Munster	2001	7
	Jake Ryan	2014	7
	Kasey Toven	2006	7
7.	J.C. Barker	2004	6
	Ray Daryabigi	1994	6
	Danny Dominguez	2000	6
	Jason Dominguez	2004	6
	Fred Farzaneh	1995	6
	Bryan Petersen	2004	6

Individual Season Pitching Records**WINS**

1.	Justin Cassel	2003	15
	Trent Jones	2007	15
3.	Glen Braybrooks	1981	14
	Joe Guntz	2001	14
	Trevor Takeyama	2008	14

6.	Jason Dominguez	2004	13
	Mike Kunes	1999	13
	Brian Wood	1982	13
9.	Jim DeBiase	1993	12
	Mike Kunes	1998	12
	Reed McMackin	1990	12

WINNING PERCENTAGE*(Minimum 8 decisions)*

1.	Justin Cassel (15-0)	2003	1.000
	Trent Jones (15-0)	2007	1.000
	Joe Guntz (14-0)	2001	1.000
	Jason Dominguez (13-0)	2004	1.000
	Jason Dominguez (11-0)	2003	1.000
	Joe Guntz (11-0)	2000	1.000
	Jake Norton (11-0)	2004	1.000
	Will L'Heureux (10-0)	1985	1.000
	Glen Braybrooks (8-0)	1980	1.000
	Ryan Robbins (8-0)	1999	1.000

SAVES

1.	Derek Wallace	1988	8
2.	Niko Switalla	2015	6
3.	Bryan Petersen	2004	5
4.	Eric Holliday	1992	4
	Mitch Root	1990	4
	Greg Wold	1997	4
7.	Jason Karkenny	2013	3
	Steven Karkenny	2010	3
	Mike Moustakas	2007	3
	Sean Richards	2001	3
9.	Justin Cassel	2000	2
	Andrew Klausmeier	2009	2
	Mike Kunes	1999	2
	Gene Lambert	1980	2
	Reggie Lambert	1981	2
	Mark Lopez	1993	2
	Reed McMackin	1988	2
	Mike Moustakas	2005	2
	Brandon Nickens	1991	2
	Ricky Staves	1992	2

INNINGS PITCHED

1.	Glen Braybrooks	1981	104
2.	Justin Cassel	2003	99
3.	Mike Kunes	1998	98.2
4.	Jim DeBiase	1993	96.2
	Brian Wood	1982	96.2
6.	Trent Jones	2007	89.2
7.	Joe Guntz	2001	87.1
8.	Joe Guntz	2002	85
	Trevor Takeyama	2008	85
10.	Reed McMackin	1990	84.2

STRIKEOUTS

1.	Justin Cassel	2003	119
2.	Brian Wood	1982	106
3.	Keith Nicholson	1983	100
4.	Trevor Takeyama	2008	99
5.	Bill Berry	1985	95
	Glen Braybrooks	1981	95
	Trent Jones	2007	95
8.	Jason Dominguez	2004	93
9.	Mike Kunes	1999	91
10.	Jim DeBiase	1994	88

EARNED-RUN AVERAGE*(Minimum 50 innings pitched)*

1.	Angel Rodriguez	2011	0.63
2.	Tommy Palomera	2014	0.69
3.	Justin Cassel	2003	1.13
4.	Brandon Nickens	1991	1.21
5.	Joe Guntz	2001	1.28
6.	Glen Braybrooks	1981	1.35
7.	Nick Milone	2013	1.36
8.	Jason Dominguez	2004	1.38

9.	Bill Berry	1984	1.40
10.	Jason Karkenny	2013	1.41

GAMES PITCHED

1.	Derek Wallace	1998	19
2.	Glen Braybrooks	1981	18
	Brian Wood	1982	18
4.	Justin Cassel	2003	17
	Jason Dominguez	2004	17
	Steven Karkenny	2010	17
	Mike Moustakas	2005	17
	Jonathan O'Leary	2006	17
	Mark Schauer	1986	17
9.	Pierre Amado	1988	16
	Jim DeBiase	1993	16
	Trent Jones	2007	16
	Mike Kunes	1999	16
	Gene Lambert	1980	16
	Trevor Takeyama	2008	16

GAMES STARTED

1.	Pierre Amado	1988	16
	Glen Braybrooks	1981	16
	Brian Wood	1982	16
4.	Justin Cassel	2003	15
	Jim DeBiase	1993	15
	Reed McMackin	1990	15
7.	Bill Berry	1984	14
	Jim DeBiase	1994	14
	Mark Schauer	1986	14
	Trevor Takeyama	2008	14

COMPLETE GAMES

1.	Glen Braybrooks	1981	13
	Justin Cassel	2003	13
3.	Joe Guntz	2001	12
	Mike Kunes	1998	12
5.	Joe Guntz	2000	11
	Trent Jones	2007	11
	Mike Kunes	1999	11
	Michael Renner	2009	11
	Brian Wood	1982	11
10.	Jason Dominguez	2004	10
	Keith Nicholson	1983	10
	Steve Reed	1983	10

SHUTOUTS

1.	Justin Cassel	2003	8
2.	Trent Jones	2006	5
3.	Jason Dominguez	2004	4
	Reed McMackin	1990	4
	Michael Renner	2009	4
	Angel Rodriguez	2011	4
	Daniel Simmons	2006	4
7.	Glen Braybrooks	1981	3
	Justin Cassel	2002	3
	Joe Guntz	2001	3
	Trent Jones	2007	3
	Mike Kunes	1998	3
	Brandon Nickens	1991	3
	Darren Norris	2005	3

Career Batting**AT-BATS**

1.	Matt Dominguez	422
2.	Jason Dominguez	392
3.	Mike Moustakas	389
4.	Matt Fisher	354
5.	Kasey Toven	352
6.	Andy Weissberg	309
7.	Carlos Escobar Jr.	294
8.	Bobby Coyle	290
9.	Brian Lee	287
10.	Jared Halpert	274

RUNS

1.	Mike Moustakas	172
2.	Matt Dominguez	158
3.	Jason Dominguez	142
4.	Matt Fisher	117
5.	Kasey Toven	112
6.	Andy Weissberg	104
7.	Brian Lee	97
8.	Willie Cabrera	89
9.	Oliver Padre	89
10.	Bobby Coyle	87

HITS

1.	Matt Dominguez	179
2.	Mike Moustakas	178
3.	Jason Dominguez	173
4.	Matt Fisher	143
5.	Kasey Toven	118
6.	Brian Lee	117
7.	Bobby Coyle	115
8.	Andy Weissberg	115
9.	Bryan LaCour	106
10.	Willie Cabrera	101

DOUBLES

1.	Jason Dominguez	46
2.	Mike Moustakas	43
3.	Matt Fisher	41
4.	Matt Dominguez	40
5.	Andy Weissberg	28
6.	Bryan LaCour	27
7.	Brian Lee	26
8.	Bryan Gant	25
9.	Thomas Cassidy	24
10.	Ricky Obando	24

TRIPLES

1.	Aaron Brown	10
2.	Matt Fisher	9
3.	Mitch Root	8
4.	John Dunn	7
	Mark Lopez	7
	Nestor Martinez	7
	Mike Moustakas	7
	Bryan Petersen	7
	James Wharton	7
10.	Andrew Baslow	6
	Ryan Cooperstone	6
	Jason Dominguez	6
	Matt Dominguez	6
	Jared Halpert	6
	Pete Kuld	6
	Joel Wolfe	6

HOME RUNS

1.	Mike Moustakas	52
2.	Matt Dominguez	41
3.	Jason Dominguez	24
4.	Bobby Coyle	22
5.	Andy Weissberg	19
6.	Tom Morefield	18
7.	Oliver Padre	17
8.	Matt Fisher	16
	James Wharton	16
10.	Jordan Sisson	15

RUNS BATTED IN

1.	Matt Dominguez	188
2.	Mike Moustakas	176
3.	Jason Dominguez	135
4.	Matt Fisher	129
5.	Andy Weissberg	106
6.	Bobby Coyle	102
7.	Jared Halpert	86
8.	Brian Lee	83

9.	Oliver Padre	79
10.	James Wharton	78

BASES ON BALLS

1.	Mike Moustakas	83
2.	Matt Dominguez	80
3.	Jason Dominguez	71
	Kasey Toven	71
5.	Carlos Escobar Jr.	65
6.	Thomas Cassidy	54
7.	James Wharton	52
8.	Rex McMackin	49
	Bryan Petersen	49
10.	Steve Karkenny	48
	Oliver Padre	48

STOLEN BASES

1.	Glenn Stevenson	57
2.	Jason Dominguez	44
3.	Joel Wolfe	43
4.	Chae-Ho Chong	40
5.	Bryan Gant	38
6.	Richard Simen	33
7.	John Dunn	32
8.	Matt Fisher	30
	Joe Giola	30
10.	Jason Evans	27
	Marc Pfeiffer	27
	Kasey Toven	27

TOTAL BASES

1.	Mike Moustakas	391
2.	Matt Dominguez	354
3.	Jason Dominguez	303
4.	Matt Fisher	240
5.	Bobby Coyle	207
6.	Andy Weissberg	204
7.	Brian Lee	192
8.	Jared Halpert	166
9.	Willie Cabrera	164
10.	Jordan Sisson	159

BATTING AVERAGE

(Minimum 100 plate appearances)

1.	Willie Cabrera	.472
	Rex McMackin	.472
3.	Mike Moustakas	.458
4.	Bryan LaCour	.453
5.	Joel Wolfe	.446
6.	Mitch Root	.443
7.	Scott Voets	.442
	Tom Morefield	.442
9.	Jason Dominguez	.441
10.	Matt Dominguez	.424

SLUGGING PERCENTAGE

(Minimum 100 plate appearances)

1.	Mike Moustakas	1.005
2.	Tom Morefield	.906
3.	Willie Cabrera	.894
4.	Matt Dominguez	.839
5.	Aaron Brown	.775
6.	Jason Dominguez	.773
7.	Mitch Root	.740
8.	Mike Fernandez	.724
9.	Bobby Coyle	.714
10.	Joel Wolfe	.703

ON-BASE PERCENTAGE

(Minimum 100 plate appearances)

1.	Willie Cabrera	.579
2.	Scott Voets	.571
3.	Mike Moustakas	.566
4.	Steven Karkenny	.540
5.	Tom Morefield	.537
6.	Jason Dominguez	.524
7.	Matt Dominguez	.522

8.	Aaron Brown	.519
9.	Matt Cassel	.511
10.	Danny Eisenberg	.506

SACRIFICES

1.	Kasey Toven	17
2.	Jason Dominguez	16
	Brett Munster	16
4.	Bryan Petersen	13
	Ryan Cooperstone	12
6.	Matt Fisher	12
	James Wharton	12
8.	Matt Dominguez	11
	Mike Moustakas	11
10.	Thomas Cassidy	10
	Bobby Coyle	10
	Jared Halpert	10

Career Pitching Records

WINS

1.	Jason Dominguez	35
2.	Justin Cassel	33
	Joe Guntz	33
4.	Trent Jones	25
	Mike Kunes	25
6.	Glen Braybrooks	22
	Jim DeBiase	22
	Reed McMackin	22
9.	Bill Berry	19
	Ismael Marin	19

WINNING PERCENTAGE

(Minimum 16 decisions)

1.	Jason Dominguez (35-1)	.972
2.	Trent Jones (25-1)	.962
3.	Joe Guntz (33-3)	.917
4.	Trevor Takeyama (18-2)	.900
5.	Mike Kunes (25-3)	.893
6.	Justin Cassel (33-4)	.891
7.	James Wharton (16-2)	.889
8.	Sean Richards (15-2)	.882
9.	Glen Braybrooks (22-3)	.880
10.	Christian Lopez (14-2)	.875

SAVES

1.	Derek Wallace	8
2.	Mike Moustakas	5
	Bryan Petersen	5
4.	Eric Holliday	4
	Mitch Root	4
	Greg Wold	4
7.	Justin Cassel	3
	Steven Karkenny	3
	Christian Lopez	3
	Sean Richards	3

INNINGS PITCHED

1.	Justin Cassel	254
2.	Joe Guntz	253.1
3.	Jason Dominguez	217.2
4.	Mike Kunes	188
5.	Bill Berry	185
6.	Jim DeBiase	179.2
7.	Reed McMackin	170.1
8.	Brian Wood	157
9.	Glen Braybrooks	155.1
10.	Trent Jones	152.2

STRIKEOUTS

1.	Justin Cassel	260
2.	Jason Dominguez	239
3.	Joe Guntz	231
4.	Bill Berry	191
5.	Brian Wood	179
6.	Mike Kunes	177
7.	Reed McMackin	153

8.	Glen Braybrooks	149
9.	Jim DeBiase	146
10.	Trent Jones	144

EARNED-RUN AVERAGE (Minimum 80 innings pitched)

1.	Angel Rodriguez	1.44
2.	Steve Reed	1.62
3.	Trent Jones	1.65
4.	Bill Berry	1.67
	Glen Braybrooks	1.67
6.	Michael Renner	1.81
	Trevor Takeyama	1.81
8.	Derek Wallace	1.85
9.	James Wharton	1.86
10.	Pierre Amado	2.04

GAMES PITCHED

1.	Justin Cassel	49
2.	Jason Dominguez	47
3.	Joe Guntz	41
4.	Derek Wallace	38
5.	Reed McMackin	36
6.	Mike Kunes	33
	Greg Wold	33
8.	Bill Berry	32
	Glen Braybrooks	32
	Michael Renner	32

GAMES STARTED

1.	Justin Cassel	38
2.	Joe Guntz	37
3.	Jason Dominguez	35
4.	Jim DeBiase	29
	Christian Lopez	29
	Reed McMackin	29
7.	Bill Berry	28
8.	Pierre Amado	27
	Brian Wood	27
10.	Mike Kunes	26

COMPLETE GAMES

1.	Joe Guntz	32
2.	Justin Cassel	25
3.	Mike Kunes	23
4.	Jason Dominguez	22
5.	Bill Berry	19
6.	Trent Jones	17
7.	Jim DeBiase	16
8.	Glen Braybrooks	15
	Michael Renner	15
	Brian Wood	15

SHUTOUTS

1.	Justin Cassel	12
2.	Trent Jones	8
3.	Jason Dominguez	7
	Joe Guntz	7
5.	Michael Renner	6
	Angel Rodriguez	6
7.	Bill Berry	4
	Mike Kunes	4
	Reed McMackin	4
	Brandon Nickens	4

Year by Year

1980 OVERALL: 15-9-1 WVL: 7-7-1 4TH

Date	Opponent	Win/Loss	Score
2/22	North Hollywood	W	5-3
2/23	San Fernando	W	4-1
2/26	at Birmingham	W	3-1
2/27	Crenshaw	W	6-0
2/29	San Fernando	W	16-2
3/4	Kennedy	L	4-3
3/7	at Granada Hills	W	5-3
3/11	at Cleveland *	L	2-1
3/13	Canoga Park *	W	7-1
3/20	El Camino Real *	L	6-4
3/24	at Reseda *	L	9-7
3/26	Taft *	W	15-4
3/29	San Pedro ^	W	8-5
3/31	Poly ^	W	11-3
4/1	Granada Hills ^	L	9-1
4/10	Cleveland *	W	9-8
4/15	at Canoga Park *	L	7-6
4/17	Reseda *	W	9-8 (9)
4/24	at Taft *	L	4-2
4/29	at Cleveland *	W	2-1
5/1	Canoga Park *	T	4-4
5/5	at El Camino Real *	L	9-8
5/6	at Reseda *	L	4-0
5/8	El Camino Real *	W	5-3
5/13	Taft *	W	5-4

* West Valley League

^ Monroe Easter Tournament

1981 OVERALL: 19-9 WVL: 11-4 1ST

Date	Opponent	Win/Loss	Score
2/24	North Hollywood	W	3-0
2/26	Granada Hills	L	6-3
3/4	at Crenshaw	W	6-1
3/9	at San Fernando	W	9-3
3/10	at Kennedy	L	2-1
3/12	Granada Hills	W	6-5
3/17	at Canoga Park *	W	17-2
3/23	Reseda *	L	13-2
3/24	at El Camino Real *	W	11-5
3/26	at Taft *	L (f)	---
3/31	Cleveland *	W	7-5
4/6	Canoga Park *	W	6-5
4/8	at Reseda *	W	1-0
4/11	San Fernando ^	W	6-1
4/13	Venice ^	W	3-0
4/14	Kearney (San Diego) ^	L	5-0
4/23	El Camino Real *	W	9-7
4/28	Taft *	W	11-3
5/1	at Cleveland *	W	1-0
5/5	at Canoga Park *	L	11-5
5/7	Reseda *	W	8-7
5/12	at El Camino Real *	W	17-4
5/14	at Taft *	W	3-2
5/19	Cleveland *	L	4-0
5/27	Huntington Park +	W	10-2
6/2	vs. Grant +	W	6-3
6/5	vs. Banning +	L	5-1
6/9	vs. Sylmar +	L	1-0

* West Valley League

(f) forfeit loss

^ Monroe tournament

vs. San Fernando at Cal State Northridge

vs. Venice at Monroe High

vs. Kearney at Monroe High

+ City Section playoffs

vs. Grant at West L.A. College

vs. Banning at West L.A. College

vs. Sylmar at Dodger Stadium (third place)

1982 OVERALL: 24-5 WVL: 13-2 1ST

Date	Opponent	Win/Loss	Score
2/23	North Hollywood	W	7-1
2/25	at Poly	W	8-7 (8)
3/3	at Birmingham	W	10-3
3/4	San Fernando	W	16-7
3/9	Kennedy	W	8-3
3/12	at Granada Hills	L	3-1
3/22	at Reseda *	W	20-2
3/23	Taft *	W	10-7
3/25	at Cleveland *	W	3-2
3/31	Canoga Park *	W	5-2
4/3	vs. North Hollywood ^	W	5-3
4/5	vs. Locke ^	W	5-1
4/6	vs. Simi Valley ^	W	3-0
4/6	vs. Cleveland ^	L	14-11
4/13	El Camino Real *	W	11-1
4/15	Reseda *	L	2-0
4/20	at El Camino Real *	W	6-4
4/22	at Taft *	W	8-4
4/27	Cleveland *	W	9-0
4/29	at Canoga Park *	W	3-1
5/4	at Reseda *	W	7-0
5/6	El Camino Real *	W	4-3
5/13	at Cleveland *	L	3-2
5/17	Taft *	W	9-5
5/18	Canoga Park *	W	6-0
6/3	vs. Fremont +	W	4-1
6/8	vs. Franklin +	W	13-0
6/10	vs. Palisades +	L	9-7
6/14	vs. Banning +	W	5-3

* West Valley League

^ Monroe tournament

vs. North Hollywood at Birmingham High

vs. Locke at Granada Hills High

vs. Simi Valley at Granada Hills High

vs. Cleveland at Cal State Northridge

+ City Section playoffs

vs. Fremont at Cal State Northridge

vs. Franklin at Birmingham High

vs. Palisades at Cal State Northridge

vs. Banning at Dodger Stadium (third place)

1983 OVERALL: 24-5 WVL: 11-4 1ST

Date	Opponent	Win/Loss	Score
2/22	North Hollywood	L	4-3
2/25	Poly	W	7-6
3/8	at Kennedy	W	3-1
3/9	Birmingham	W	8-5
3/10	Granada Hills	W	3-0
3/11	at San Fernando	W	1-0
3/15	at El Camino Real *	L	2-1
3/23	Cleveland *	W	2-1
3/26	vs. Eagle Rock ^	W	8-1
3/28	vs. Reseda ^	W	6-2
3/29	vs. Monroe ^	W	2-1
3/29	vs. Simi Valley ^	W	3-2
4/6	at Taft *	W	16-5
4/7	at Canoga Park *	L	11-8
4/12	Reseda *	L	8-3
4/14	El Camino Real *	W	6-4
4/19	Taft *	W	8-1
4/21	at Cleveland *	W	6-1
4/26	Canoga Park *	L	4-3
5/3	at El Camino Real *	W	3-1
5/5	at Taft *	W	7-5
5/10	Cleveland *	W	3-0
5/12	at Canoga Park *	W	4-1
5/16	at Reseda *	W	6-2
5/17	Reseda *	W	3-1
5/25	Fairfax +	W	9-0
5/31	San Pedro +	W	7-0
6/3	vs. Granada Hills +	W	7-2
6/9	vs. Sylmar +	W	8-7

* West Valley League

^ Monroe tournament

+ City Section playoffs

vs. Granada Hills at College of the Canyons

vs. Sylmar at Dodger Stadium



RECORD BOOK BY THE NUMBERS

1980-2015

1984 OVERALL: 19-7 WVWL: 12-3 1ST

Date	Opponent	Win/Loss	Score
2/22	North Hollywood	W	2-1
2/24	at Poly	W	6-4
2/28	at Birmingham	L	6-5
3/2	San Fernando	L	12-1
3/6	Kennedy	W	10-6
3/8	at Granada Hills	W	2-1
3/13	Taft *	W	10-0
3/15	at Cleveland *	L	6-2
3/20	Canoga Park *	W	9-4
3/22	at Reseda *	W	10-0
3/27	El Camino Real *	W	7-6
3/29	at Taft *	W	6-2
4/3	Cleveland *	L	6-0
4/6	at Canoga Park *	W	10-1
4/11	Reseda *	W	7-2
4/14	Hollywood ^	W	12-0
4/16	Simi Valley ^	W	7-2
4/17	Poly ^	L	1-0
4/26	at El Camino Real *	W	6-1
5/1	Taft *	W	12-6
5/3	at Cleveland *	W	3-1
5/8	Canoga Park *	L	9-6
5/10	at Reseda *	W	10-7
5/15	El Camino Real *	W	8-2
5/22	San Pedro +	W	19-5
5/24	at Banning +	L	3-0

- * West Valley League
- ^ Monroe tournament
- vs. Poly at Birmingham High
- + City Section playoffs

1985 OVERALL: 23-4 WVWL: 14-1 1ST

Date	Opponent	Win/Loss	Score
2/26	North Hollywood	T	4-4
2/28	Poly	W	9-4
3/5	Birmingham	W	5-2
3/11	at Notre Dame	W	20-3
3/12	at Kennedy	L	12-8
3/14	Granada Hills	W	8-7
3/19	Cleveland *	W	8-4
3/21	at Canoga Park *	W	18-5
3/30	San Fernando ^	W	3-1
4/1	vs. San Pedro ^	W	12-2
4/1	vs. Venice ^	W	7-1
4/2	vs. Simi Valley ^	L	7-6
4/9	Reseda *	W	9-2
4/11	at El Camino Real *	L	7-2
4/16	at Taft *	W	7-3
4/18	at Cleveland *	W	10-4
4/23	Canoga Park *	W	10-1
4/25	at Reseda *	W	16-10
4/30	El Camino Real *	W	4-0
5/2	Taft *	W	8-4
5/7	Cleveland *	W	11-8
5/9	at Canoga Park *	W	6-1
5/14	Reseda *	W	6-5
5/16	at El Camino Real *	W	5-1
5/21	at Taft *	W	13-1
5/30	Gardena +	W	4-3
6/4	North Hollywood +	W	4-1
6/7	vs. Kennedy +	L	4-2

- * West Valley League
- ^ Monroe tournament
- vs. San Pedro at Granada Hills High
- vs. Venice at Granada Hills High
- vs. Simi Valley at Birmingham High
- + City Section playoffs
- vs. Kennedy at Cal State Northridge

1986 OVERALL: 17-10 WVWL: 11-4 1ST

Date	Opponent	Win/Loss	Score
2/25	North Hollywood	W	4-3
2/27	at Poly	L	9-5
3/4	San Fernando	W	13-6
3/14	at Granada Hills	L	13-8
3/16	Granada Hills	L	8-5
3/19	Canoga Park *	W	8-4
3/22	vs. San Pedro ^	W	8-3
3/24	Notre Dame ^	W	17-16
3/25	Granada Hills ^	L	3-2
3/25	Hart ^	L	12-4
4/4	at Reseda *	W	12-4
4/8	El Camino Real *	W	9-4
4/10	Taft *	W	9-3
4/15	at Cleveland *	W	8-2
4/17	at Canoga Park *	L	12-7
4/22	Reseda *	W	4-2
4/24	at El Camino Real *	L	8-6
4/29	at Taft *	W	12-3
5/1	Cleveland *	W	10-1
5/6	Canoga Park *	W	12-0
5/8	at Reseda *	L	5-0
5/13	El Camino Real *	W	7-6
5/16	Taft *	W	13-1
5/20	at Cleveland *	L	11-8
5/30	Sylmar +	W	9-5
6/3	San Fernando +	L	10-4

- * West Valley League
- ^ Monroe tournament
- vs. San Pedro at Cal State Northridge
- + City Section playoffs

1987 OVERALL: 19-7 WVWL: 11-4 1ST

Date	Opponent	Win/Loss	Score
3/6	St. Bernard's #	W	2-1
3/7	at Alemany #	L	12-4
3/10	Westchester #	W	5-1
3/12	at Loyola #	W	11-4
3/17	Reseda *	W	7-6
3/19	at El Camino Real *	L	3-2
3/24	at Taft *	W	9-6
3/26	Cleveland *	W	1-0
3/31	at Canoga Park *	W	8-6
4/2	at Reseda *	W	7-6
4/7	El Camino Real *	W	8-2
4/11	North Hollywood ~	W	11-5
4/11	Cleveland ~	L	22-14
4/13	Granada Hills ~	W	17-2
4/14	vs. Poly ~	W	5-2
4/23	Taft *	W	12-0
4/28	at Cleveland *	W	15-4
4/30	Canoga Park *	L	3-2
5/5	Reseda *	W	3-2
5/7	at El Camino Real *	L	5-3
5/12	at Taft *	W	18-2
5/14	Cleveland *	W	5-1
5/19	at Canoga Park *	L	4-1
5/27	North Hollywood +	W	16-5
5/29	Kennedy +	W	5-1
6/2	vs. Poly +	L	6-4

- # Westside tournament
- * West Valley League
- ~ Holt Goodman tournament
- vs. Poly at Sylmar High
- + City Section playoffs
- vs. Poly at Birmingham High



1988 OVERALL: 29-2 WVWL: 15-0 1ST

Date	Opponent	Win/Loss	Score
2/16	at Granada Hills	W	8-3
2/23	North Hollywood	W	6-2
2/25	at Poly	W	2-1
3/2	San Fernando	W	6-1
3/4	Serra #	W	9-1
3/5	at Alemany #	L	7-3
3/8	Ventura #	W	6-5
3/10	Santa Monica #	W	9-3
3/11	at Palisades #	W	14-4
3/14	El Camino Real *	W	9-8
3/16	Taft *	W	14-5
3/23	at Cleveland *	W	8-0
3/29	vs. Oakridge (Fla.) ~	W	7-3
3/30	vs. Winter Park (Fla.) ~	W	5-2
3/31	vs. Saugus ~	W	4-3
4/2	vs. Kaiser (Hawaii) ~	W	5-2
4/6	Canoga Park *	W	5-4
4/11	at Reseda *	W	18-2
4/13	at El Camino Real *	W	13-1
4/18	at Taft *	W	3-1
4/25	at Canoga Park *	W	10-8
4/27	Reseda *	W	9-6
4/28	Cleveland *	W	7-3
5/2	El Camino Real *	W	7-2
5/4	Taft *	W	6-5 (8)
5/9	at Cleveland *	W	5-0
5/11	Canoga Park *	W	5-2
5/18	at Reseda *	W	6-5
5/25	Gardena +	W	28-5
5/27	Sylmar +	W	7-3
5/31	vs. San Fernando +	L	5-2

- # Westside tournament
- * West Valley League
- ~ Colonial Classic, Orlando, Fla.
- + City Section playoffs
- vs. San Fernando at Cal State Northridge

1989 OVERALL: 21-7 WVWL: 12-4 1ST

Date	Opponent	Win/Loss	Score
3/4	at Ventura #	W	19-2
3/6	Notre Dame #	L	6-5
3/8	Canyon #	L	9-6
3/9	at Rio Mesa #	W	13-5
3/11	Hueneme #	W	12-2
3/14	Canoga Park *	W	7-0
3/16	at Canoga Park *	W	8-1
3/21	El Camino Real *	W	14-2
3/23	at El Camino Real *	W	18-6
3/28	Taft *	W	5-4
3/30	at Taft *	W	10-1
4/4	at Granada Hills **	W	7-1
4/5	Granada Hills **	W	9-5
4/8	Verdugo Hills ~	W	19-6
4/8	Poly ~	W	8-2
4/10	vs. Monroe ~	W	12-2
4/11	vs. Sylmar ~	W	14-1
4/19	at Cleveland **	W	4-2
4/20	Cleveland **	W	5-4
4/25	at San Fernando **	L	3-1
4/27	San Fernando **	L	7-4
5/2	Kennedy **	W	6-0
5/5	at Kennedy **	L	15-12
5/9	at Taft *	L	3-2 (8)
5/11	Canoga Park *	W	8-6
5/26	Gardena +	W	9-1
5/30	Grant +	W	11-6
5/31	vs. Palisades +	L	9-8

- # Westside tournament
- * West Valley League
- ** Northwest Valley Conference
- ~ Holt-Goodman tournament
- vs. Monroe at Birmingham High
- vs. Sylmar at Birmingham High
- + City Section playoffs
- vs. Palisades at Cal State Northridge

1990 OVERALL: 24-5-1 WVWL: 12-4-1 2ND

Date	Opponent	Win/Loss	Score
3/2	Rio Mesa #	W	6-5
3/3	Venice #	W	22-5
3/6	at Loyola #	W	9-8
3/8	at Canoga Park *	W	11-2
3/9	at University #	W	6-4
3/10	vs. Camarillo #	W (f)	—
3/13	El Camino Real *	L	6-2
3/15	Taft *	W	6-0
3/20	Cleveland %	W	19-0
3/22	at Cleveland %	L	5-1
3/27	San Fernando %	L	9-2
3/29	at San Fernando %	T	8-8
4/3	Kennedy %	W	14-4
4/5	at Kennedy %	W	4-0
4/9	W. Springfield (Va.) ^	W	18-0
4/10	El Dorado ^	W	6-4
4/10	Fountain Valley ^	L	2-1
4/12	Mt. Carmel ^	W	6-5
4/18	Granada Hills %	W	5-0
4/19	at Granada Hills %	W	12-8
4/24	at El Camino Real *	W	9-3
4/26	El Camino Real *	L	11-8
5/1	at Taft *	W	12-0
5/4	Taft *	W	12-11
5/8	at Canoga Park *	W	13-3
5/10	Canoga Park *	W	5-2
5/18	Carson+	W	6-1
5/23	Palisades +	W	11-0
5/25	vs. Taft +	W	6-1
5/31	vs. El Camino Real +	W	3-2

Westside tournament
 vs. Camarillo at UCLA
 (f) forfeit victory
 % Northwest Valley Conference
 ^ Far West Classic in Orange County
 * West Valley League
 + City Section playoffs
 vs. Taft at Birmingham High
 vs. El Camino Real at Dodger Stadium

1991 OVERALL: 18-7-1 WVWL: 13-3-1 1ST

Date	Opponent	Win/Loss	Score
3/5	Canyon #	L	7-6
3/7	at El Camino Real *	W	10-4
3/9	at Ventura #	W	15-6
3/11	Bell-Jeff #	W	10-2
3/12	at Taft *	W	11-6
3/14	Reseda *	W	17-0
3/16	Camarillo #	L	7-2
3/21	San Fernando %	W	5-4
3/25	at San Fernando %	W	5-4
3/28	at Kennedy %	L	4-3
4/2	at Granada Hills %	L	3-1
4/4	Granada Hills %	T	11-11
4/6	at Cleveland #	W	5-0
4/6	Birmingham #	W	7-2
4/8	Poly #	L	9-1
4/15	Kennedy %	L	9-6
4/17	at Cleveland %	W	7-4
4/19	Cleveland %	W	6-5
4/23	Taft *	W	13-0
4/25	at Taft *	W	14-0
4/30	Reseda *	W	13-3
5/3	at Reseda *	W	19-0
5/7	El Camino Real *	W	7-5
5/9	at El Camino Real *	W	2-0
5/15	Carson +	W	11-0
5/17	Poly +	L	17-1

Holt-Willis tournament
 % Northwest Valley Conference
 * West Valley League
 + City Section playoffs

1992 OVERALL: 17-11 WVWL: 11-6 1ST

Date	Opponent	Win/Loss	Score
3/7	Canyon #	W	4-3 (8)
3/9	at Notre Dame #	W	3-2 (8)
3/11	Hueneme #	L	3-1
3/13	at Hart #	L	6-5
3/14	at University #	L	4-3
3/17	University ^	L	9-5
3/19	Sylmar ^	W	5-3
3/24	at Kennedy %	W	9-1
3/25	Kennedy %	L	10-8
3/30	Granada Hills %	W	4-1
4/2	at Granada Hills %	L	3-2 (8)
4/6	Cleveland %	L	8-3
4/8	at Cleveland %	L (f)	—
4/13	San Fernando %	W	2-0
4/15	at San Fernando %	L	3-2 (9)
4/20	at Reseda *	W	7-3
4/22	Reseda *	W	14-1
4/24	at Banning ^	W	8-0
4/27	at El Camino Real *	W	3-2
4/29	El Camino Real *	W	9-4
5/4	Taft *	W	11-4
5/6	at Taft *	L	11-8
5/11	at Reseda *	W	9-1
5/13	El Camino Real *	W	4-3
5/18	Taft *	W	5-3
5/26	Sylmar +	W	4-2
5/28	Venice +	W	7-4
6/1	at Poly +	L	3-2

Westside tournament
 ^ University High tournament
 % Northwest Valley Conference
 (f) forfeit loss
 * West Valley League
 + City Section playoffs

1993 OVERALL: 22-8 WVWL: 12-5 2ND

Date	Opponent	Win/Loss	Score
3/5	at Alemany #	W	12-7
3/6	at Montclair Prep #	L	10-8
3/9	Channel Islands #	W	13-2
3/11	Beverly Hills #	W	6-5
3/13	vs. Taft #	L	9-2
3/16	at Granada Hills %	W	12-2
3/18	Granada Hills %	W	10-9
3/23	at Cleveland %	W	12-1
3/30	at San Fernando %	W	13-3
3/31	San Fernando %	W	10-0
4/1	Cleveland %	W	6-4
4/3	vs. St. Francis ^	W	14-0
4/5	vs. Alemany ^	W	3-1
4/6	vs. Irvine University ^	W	5-1
4/7	vs. Newbury Park ^	W	8-3
4/13	Kennedy %	L	7-4
4/15	at Kennedy %	L	2-1 (11)
4/20	El Camino Real *	L	10-3
4/22	at El Camino Real *	L	6-0
4/27	Taft *	W	5-4
4/29	at Taft *	W	6-4
5/4	Reseda *	W	6-1
5/6	at Reseda *	W	6-0
5/11	at El Camino Real *	L	7-2
5/14	at Taft *	W	4-3 (10)
5/18	Reseda *	W	13-2
5/25	Venice +	W	10-0
5/27	at Sylmar +	W	4-1
6/1	vs. Taft +	W	17-1
6/3	vs. El Camino Real +	L	7-6

Westside tournament
 vs. Taft at UCLA
 % Northwest Valley Conference
 ^ Babe Herman tournament in Glendale
 * West Valley League
 + City Section playoffs
 vs. Taft at Pierce College
 vs. El Camino Real at Dodger Stadium

1994 OVERALL: 28-5 WVWL: 16-1 1ST

Date	Opponent	Win/Loss	Score
3/4	Notre Dame #	W	4-3
3/5	at Ventura #	W	8-1
3/8	at Canyon #	L	7-5
3/10	Buena #	L	5-3
3/12	Chaminade #	W	6-5
3/15	University ^	W	9-0
3/17	Bell ^	W	8-7
3/18	Roosevelt ^	W	14-5
3/22	Cleveland %	W	2-1
3/31	vs. Boulder City (NV) \$	W	4-0
4/1	vs. Sylmar \$	L	7-6
4/1	vs. West Jordan (Utah) \$	W	10-9
4/2	vs. Olympus (Utah) \$	W	10-1
4/5	San Fernando %	W	11-5
4/7	at San Fernando %	W	9-3
4/8	at Cleveland %	W	4-2 (8)
4/12	at Kennedy %	W	7-5
4/14	Kennedy %	W	6-5
4/19	Granada Hills %	W	3-2 (8)
4/21	at Granada Hills %	W	8-6 (10)
4/28	at Taft *	W	10-3
4/29	Taft *	W	12-1
5/3	at Reseda *	W	18-6
5/5	Reseda *	W	7-2
5/10	at El Camino Real *	W	4-3
5/12	El Camino Real *	L	2-0
5/19	at Reseda *	W	16-5
5/20	Taft *	W	8-7 (8)
5/24	El Camino Real *	W	9-2
5/27	Grant +	W	3-0
6/1	Birmingham +	W	11-10
6/3	vs. Taft +	W	5-0
6/6	vs. El Camino Real +	L	7-6 (9)

Westside tournament
 ^ Sylmar tournament
 % Northwest Valley Conference
 \$ Las Vegas Bishop Gorman tournament
 * West Valley League
 + City Section playoffs
 vs. Taft at Pierce College
 vs. El Camino Real at Dodger Stadium

1995 OVERALL: 17-10 WVWL: 11-6 1ST

Date	Opponent	Win/Loss	Score
3/4	at Rio Mesa #	L	8-7
3/8	Camarillo #	W	8-7
3/9	at Montclair Prep	W	11-2
3/14	at San Fernando %	W	13-1
3/16	San Fernando %	W	12-3
3/27	Kennedy %	W	8-2
3/28	at Granada Hills %	L	8-4
3/30	Granada Hills %	W	5-2
4/1	Calabasas #	L	14-4
4/3	at Kennedy %	L	16-12
4/4	at Cleveland %	W	6-4
4/6	Cleveland %	W	2-1
4/13	vs. Western (Las Vegas) ^	W	7-3
4/13	vs. Lehi ^	W	8-3
4/14	Calabasas #	L	6-2
4/15	Little Rock #	W	4-2
4/18	Birmingham *	L	3-2
4/20	at Birmingham *	L	4-3
4/25	El Camino Real *	L	6-2
4/27	at El Camino Real *	L	4-3 (8)
5/2	Taft *	W	8-0
5/4	at Taft *	W	6-3
5/9	Birmingham *	W	10-3
5/11	at El Camino Real *	W	3-0 (9)
5/16	at Taft *	W	7-1
5/23	San Pedro +	W	4-1
5/25	Banning +	L	6-3

Westside tournament
 % Northwest Valley Conference
 ^ Las Vegas Bishop Gorman tournament
 * West Valley League
 + City Section playoffs

RECORD BOOK BY THE NUMBERS

1980-2015

1996 OVERALL: 22-7 WVWL: 11-6 1ST

Date	Opponent	Win/Loss	Score
3/1	at St. Monica #	W	7-1
3/2	at Camarillo #	W	6-1
3/6	Rio Mesa #	W	19-0
3/7	Channel Islands #	W	11-1
3/9	at Buena #	W	4-1
3/11	at Kennedy %	L	8-7
3/15	Kennedy %	L	12-4
3/18	Granada Hills %	L	4-1
3/20	at Granada Hills %	W	10-0
3/25	Cleveland %	W	9-0
3/27	at Cleveland %	W	5-4
4/2	San Fernando %	W	7-4 (9)
4/3	at San Fernando %	L	5-3
4/4	St. Joseph's ^	W	8-2
4/5	Viewmont ^	W	15-9
4/6	Wood River (Utah) ^	W	13-0
4/6	San Geronio ^	W	13-1
4/15	at El Camino Real *	L	5-2
4/17	El Camino Real *	W	5-1
4/22	at Taft *	W	16-4
4/24	Taft *	W	19-0
4/29	at Birmingham *	W	15-3
5/1	Birmingham *	W	10-0
5/6	El Camino Real *	L	3-1
5/8	Taft *	W	7-1
5/13	at Birmingham *	W	7-1
5/21	University +	W	6-5
5/23	at Carson +	W	6-4
5/28	vs. Poly +	L	6-4

- # Westside tournament
- % Northwest Valley Conference
- ^ Las Vegas Bishop Gorman tournament
- * West Valley League
- + City Section playoffs
- vs. Poly at Pierce College

1997 OVERALL: 20-9 WVWL: 13-4 1ST

Date	Opponent	Win/Loss	Score
3/7	at Buena #	L	8-2
3/7	Loyola #	L	11-4
3/11	at University #	L	4-3 (8)
3/13	at Hueneme #	W	10-1
3/15	Hawthorne #	W	11-7
3/18	at Granada Hills %	W	17-4
3/20	Granada Hills %	W	7-2
3/27	East (Las Vegas) ^	W	18-4
3/27	Ramona ^	W	11-0
3/28	Rancho (Las Vegas) ^	W	3-2
3/29	Loara ^	L	6-2
4/1	at Cleveland %	L	12-0
4/3	Cleveland %	W	7-3
4/8	at San Fernando %	W	5-4
4/10	San Fernando %	W	21-5
4/15	Kennedy %	W	12-1
4/16	at El Camino Real *	L	13-4
4/17	at Kennedy %	L	4-3
4/22	Taft *	W	8-2
4/24	at Taft *	W	10-2
4/29	Birmingham *	W	8-0
5/1	at Birmingham *	W	7-0
5/6	El Camino Real *	W	9-4
5/8	at El Camino Real *	L	12-11
5/13	at Taft *	W	18-10
5/15	Birmingham *	W	11-1
5/20	Reseda +	W	16-9
5/22	Cleveland +	W	9-5
5/27	vs. El Camino Real +	L	9-6

- # Westside tournament
- % Northwest Valley Conference
- ^ Las Vegas Bishop Gorman tournament
- * West Valley League
- + City Section playoffs
- vs. El Camino Real at Pierce College

1998 OVERALL: 29-4 WVWL: 15-2 1ST

Date	Opponent	Win/Loss	Score
3/5	Rio Mesa #	W	6-0
3/9	at Saugus #	W	9-3
3/10	Alemany #	W	11-5
3/12	at Camarillo #	W	13-6
3/14	vs. Sylmar #	W	10-0
3/17	Cleveland %	W	7-1
3/19	at Cleveland %	W	8-2
3/24	San Fernando %	W	13-5
3/26	at San Fernando %	W	15-3
4/2	Kennedy %	L	11-8
4/3	at Kennedy %	W	14-4
4/4	Culver City \$	W	11-1
4/6	vs. University \$	W	14-4
4/7	at Grant \$	W	23-0
4/9	Notre Dame ^	L	6-5
4/10	Olympus (Utah) ^	W	11-2
4/11	Bonanza (Las Vegas) ^	W	5-4
4/11	Ramona ^	W	13-2
4/14	Granada Hills %	W	7-2
4/16	at Granada Hills %	W	3-0
4/21	at Birmingham *	W	9-1
4/23	Birmingham *	W	13-1
4/28	at El Camino Real *	W	8-6
4/30	El Camino Real *	W	8-0
5/7	Taft *	W	10-2
5/8	at Taft *	L	2-0
5/18	at Birmingham *	W	16-0
5/20	El Camino Real *	W	14-4
5/21	Taft *	W	16-5
5/29	Van Nuys +	W	8-0
6/2	Monroe +	W	9-7
6/4	vs. Kennedy +	W	5-2
6/11	vs. El Camino Real +	L	5-2

- # Westside tournament
- % Northwest Valley Conference
- \$ Kennedy tournament
- vs. University at Loyola Marymount
- ^ Las Vegas Bishop Gorman tournament
- * West Valley League
- + City Section playoffs
- vs. Kennedy at Pierce College
- vs. El Camino Real at Dodger Stadium



1999 OVERALL: 27-3 WVWL: 16-1 1ST

Date	Opponent	Win/Loss	Score
3/5	at Palisades #	W	13-1
3/6	Bishop Montgomery #	W	6-1
3/9	at Camarillo #	W	5-2
3/11	Rio Mesa #	L	13-1
3/13	at Saugus #	W	16-3
3/16	at San Fernando %	W	9-0
3/18	San Fernando %	W	5-2
3/23	Kennedy %	W	10-8
4/1	Hillcrest (Utah) ^	W	12-10
4/1	Eldorado (Las Vegas) ^	W	13-0
4/2	Bonanza (Las Vegas) ^	L	15-3
4/3	Sylmar ^	W	12-3
4/8	Granada Hills %	W	6-5
4/14	at Cleveland %	W	4-3
4/15	Cleveland %	W	7-3
4/19	Kennedy %	W	4-1
4/20	El Camino Real *	W	8-4
4/22	at El Camino Real *	L	9-6
4/27	Taft *	W	12-2
4/29	at Taft *	W	10-1
4/30	at Granada Hills %	W	9-1
5/4	Birmingham *	W	8-1
5/6	at Birmingham *	W	9-2
5/11	at El Camino Real *	W	17-3
5/13	at Taft *	W	9-1
5/18	Birmingham *	W	12-2
5/25	San Pedro +	W	13-1
5/27	Roosevelt +	W	5-4
6/1	vs. South Gate +	W	12-2
6/3	vs. Poly +	W	17-7

- # Westside tournament
- % Northwest Valley Conference
- ^ Las Vegas Bishop Gorman tournament
- * West Valley League
- + City Section playoffs
- vs. South Gate at Birmingham High
- vs. Poly at Dodger Stadium

2000 OVERALL: 25-2-1 WVWL: 15-0 1ST

Date	Opponent	Win/Loss	Score
3/3	Hueneme #	W	4-2
3/4	at Hart #	W	8-3
3/7	Beverly Hills #	W	5-1
3/9	Newbury Park #	W	12-1
3/11	vs. Calabasas #	W	9-5
3/14	at Carson	L	12-3
3/16	Kennedy	T	5-5
3/21	Birmingham *	W	11-3
3/23	at Birmingham *	W	8-1
3/28	Cleveland *	W	11-4
3/30	at Cleveland *	W	5-1
4/4	at Granada Hills *	W	12-1
4/6	Granada Hills *	W	10-0
4/11	Taft *	W	23-7
4/13	at Taft *	W	13-0
4/20	Santa Monica ^	W	8-6
4/21	Bishop Gorman (LV) ^	W	11-5
4/22	Pleasant Grove (Utah) ^	W	15-9
4/22	San Fernando ^	W	8-4
4/25	at El Camino Real *	W	7-3
4/27	El Camino Real *	W	7-4
5/2	Birmingham *	W	7-3
5/4	Cleveland *	W	3-0
5/9	at Granada Hills *	W	9-6
5/11	Taft *	W	13-3
5/16	at El Camino Real *	W	3-1
5/26	Grant +	W	4-2
5/31	Kennedy +	L	11-4

- # Westside tournament
- vs. Calabasas at Redondo High
- ^ Las Vegas Bishop Gorman tournament
- * West Valley League
- + City Section playoffs

2001 OVERALL: 31-2 WVL: 13-2 1ST

Date	Opponent	Win/Loss	Score
3/2	Oxnard #	W	7-6
3/3	Palisades #	W	22-1
3/7	at Santa Monica #	W	6-3
3/9	at Royal #	W	4-2
3/10	vs. Sylmar #	W	8-5
3/13	at Carson	W	5-4
3/15	at Kennedy	W	6-4
3/17	at Verdugo Hills ~	W	17-3
3/20	at Cleveland *	W	3-2
3/22	Cleveland *	W	6-0
3/24	Grant ~	W	8-0
3/27	Granada Hills *	W	6-2
3/29	at Granada Hills *	W	10-3
4/3	at Taft *	W	15-3
4/5	Taft *	W	16-2
4/6	Marshall ~	W	12-1
4/12	Jordan (Utah) ^	W	1-0
4/13	Chaparral (Las Vegas) ^	W	5-4 (11)
4/14	Orange ^	W	6-0
4/14	Arapahoe (Colo.) ^	W	6-0
4/17	El Camino Real *	W	5-1
4/19	at El Camino Real *	W	9-8
4/24	Birmingham *	W	6-5
4/27	at Birmingham *	L	5-1
5/1	at Cleveland *	W	3-2
5/3	Granada Hills *	L	11-2
5/8	at Taft *	W	14-9
5/10	El Camino Real *	W	12-2
5/15	Birmingham *	W	11-1
5/25	University +	W	4-0
5/29	Narbonne +	W	2-1
5/31	vs. Banning +	W	4-0
6/5	vs. Roosevelt +	W	2-1

- # Westside tournament
 vs. Sylmar at Redondo High
 ~ Chatsworth High tournament
 * West Valley League
 ^ Las Vegas Bishop Gorman tournament
 + City Section playoffs
 vs. Banning at Birmingham High
 vs. Roosevelt at Dodger Stadium

2002 OVERALL: 25-6 WVL: 8-5 3RD

Date	Opponent	Win/Loss	Score
3/1	vs. Chaminade #	W	6-3
3/2	at Channel Islands #	W	6-0
3/5	Culver City #	W	11-1
3/7	Hart #	W	3-2
3/9	vs. Saugus #	W	5-0
3/13	Carson	W	3-2
3/14	Kennedy	W	6-1
3/16	San Fernando ~	W	6-3
3/18	at Granada Hills *	W	10-4
3/20	Granada Hills *	W	12-2
3/27	Brighton (Utah) ^	W	4-0
3/28	Cimarron (Las Vegas) ^	W	7-1
3/28	Bishop Gorman (LV) ^	W	18-5
3/29	Palo Verde (Las Vegas) ^	W	13-10
4/1	Taft *	W	28-0
4/6	Granada Hills ~	W	11-1
4/13	Marshall ~	W	9-2
4/15	Birmingham *	W	5-3
4/17	at Taft *	W	15-1
4/19	at Birmingham *	L	5-4
4/22	Cleveland *	L	4-3
4/25	at Cleveland *	L 10-8	
4/27	Cleveland ~	W	12-4
4/29	at Granada Hills *	W	3-2
5/1	Taft *	W	13-0
5/6	at El Camino Real *	L	4-3
5/9	Birmingham *	W	10-4
5/15	Cleveland *	L	4-3
5/24	Kennedy +	W	2-1
5/28	at El Camino Real +	W	13-6
5/30	vs. Cleveland +	L	4-0

- # Westside tournament
 vs. Chaminade at Pierce College
 vs. Saugus at Loyola Marymount
 ~ Chatsworth High tournament
 * West Valley League
 ^ Las Vegas Bishop Gorman tournament
 + City Section playoffs
 vs. Cleveland at Pierce College

2003 OVERALL: 33-1 WVL: 15-0 1ST

Date	Opponent	Win/Loss	Score
3/7	Bishop Montgomery #	W	9-0
3/8	at Brentwood #	W	12-1
3/11	Camarillo #	W	11-4
3/13	at Saugus #	W	11-5
3/18	at Carson	W	5-4 (8)
3/20	at Kennedy	W	14-1
3/22	Chaminade ~	W	10-8
3/25	at Taft *	W	8-0
3/27	Taft *	W	12-0
3/29	Notre Dame ~	W	11-7
3/31	El Camino Real *	W	13-3
4/3	at El Camino Real *	W	10-5
4/5	Highland ~	W	5-1
4/8	at Birmingham *	W	7-0
4/10	Birmingham *	W	3-2
4/12	at Moorpark #	W	4-3
4/14	vs. Mt. Carmel (San Diego) ^W		2-1
4/15	vs. Coronado (Las Vegas) ^	W	11-5 (9)
4/15	vs. Sabino (Tucson, AZ) ^	L	3-0
4/16	vs. Durango (Las Vegas) ^	W	11-0
4/21	at Cleveland *	W	9-8
4/24	Cleveland *	W	3-0
4/26	Marshall ~	W	13-1
4/29	Granada Hills *	W	9-0
5/1	at Granada Hills *	W	7-5
5/5	at Taft *	W	4-0
5/8	El Camino Real *	W	9-4
5/13	at Birmingham *	W	10-0
5/15	at Cleveland *	W	8-3
5/20	Granada Hills *	W	8-1
5/30	Fremont +	W	12-0
6/4	Kennedy +	W	2-0
6/6	vs. Banning +	W	4-3
6/10	vs. Carson +	W	3-0

- # Westside tournament
 ~ Chatsworth tournament
 * West Valley League
 ^ Las Vegas Durango tournament
 + City Section playoffs
 vs. Banning at Birmingham High
 vs. Carson at Dodger Stadium

2004 OVERALL: 35-0 WVL: 15-0 1ST

Date	Opponent	Win/Loss	Score
3/5	at San Fernando #	W	5-2
3/6	Saugus #	W	3-2
3/9	at Channel Islands #	W	14-1
3/11	Royal #	W	4-1
3/13	vs. Ventura #	W	13-2
3/16	Carson	W	9-2
3/18	Kennedy	W	6-1
3/20	Chaminade ~	W	3-1
3/23	at El Camino Real *	W	6-4 (8)
3/25	El Camino Real *	W	2-1
3/27	Grant ~	W	24-0
3/29	Birmingham *	W	13-0
4/2	at Birmingham *	W	11-6
4/5	vs. Centennial (Bakersfield) ^W		6-4
4/5	vs. Durango (Las Vegas) ^	W	6-3
4/6	vs. Christian Bros. (Sac.) ^	W	20-4
4/7	vs. Cheyenne (Las Vegas) ^	W	6-5
4/7	vs. Coronado (Las Vegas) ^	W	12-0
4/13	Cleveland *	W	12-2
4/15	at Cleveland *	W	6-2
4/17	Highland ~	W	10-0
4/19	at Granada Hills *	W	15-0
4/22	Granada Hills *	W	14-1
4/24	Westlake ~	W	23-4

4/27	Taft *	W	20-0
4/29	at Taft *	W	11-1
5/3	at El Camino Real *	W	24-3
5/6	Birmingham *	W	14-0
5/11	Cleveland *	W	14-0
5/13	at Granada Hills *	W	6-0
5/18	Taft *	W	10-0
5/28	Narbonne +	W	7-3
6/2	Sylmar +	W	6-4
6/4	vs. Kennedy +	W	10-7
6/8	vs. San Pedro +	W	7-1

- # Westside tournament
 vs. Ventura at Cal State Dominguez Hills
 * West Valley League
 ^ Las Vegas Durango tournament
 + City Section playoffs
 vs. Kennedy at Birmingham High
 vs. San Pedro at Dodger Stadium

2005 OVERALL: 29-4 WVL: 13-2 1ST

Date	Opponent	Win/Loss	Score
3/5	Canyon #	W	10-2
3/7	at Lancaster #	W	8-2
3/9	Agoura #	W	6-1
3/10	Crespi #	W	5-2
3/12	Hart #	L	4-3
3/21	vs. Centennial (Bakersfield) ^W		11-4
3/21	vs. Durango (Las Vegas) ^	W	5-4
3/22	vs. Tucson ^	W	12-0
3/23	vs. Sabino (Tucson, AZ) ^	W	16-2
3/23	vs. Sylmar ^	W	6-5 (8)
3/28	at Birmingham *	W	11-0
3/30	Birmingham *	W	10-0
4/2	Sylmar ~	W	15-0
4/4	at Cleveland *	W	14-2
4/6	Cleveland *	W	10-21
4/9	Reseda ~	W	18-0
4/11	Granada Hills *	W	13-3
4/13	at Granada Hills *	W	7-3
4/16	Westlake ~	W	15-5
4/20	Taft *	W	10-0
4/21	at Taft *	W	6-1
4/23	San Fernando ~	W	6-1
4/25	El Camino Real *	W	1-0
4/27	at El Camino Real *	L	8-3
5/2	at Birmingham *	W	14-1
5/4	at Cleveland *	W	3-0
5/6	Granada Hills *	W	11-0
5/10	at Taft *	W	15-0
5/11	El Camino Real *	L	11-5
5/18	Fremont +	W	11-0
5/20	Palisades +	W	5-4
5/24	South Gate +	W	15-5
5/28	vs. El Camino Real +	L	5-1

- # SBC tournament
 vs. Hart at UCLA
 ^ Las Vegas Durango tournament
 * West Valley League
 ~ Chatsworth tournament
 + City Section playoffs
 vs. ECR at Dodger Stadium

2006 OVERALL: 30-3 WVL: 14-1 1ST

Date	Opponent	Win/Loss	Score
3/4	at Dos Pueblos #	W	8-0
3/6	Lancaster #	W	12-0
3/8	Simi Valley #	W	1-0
3/9	at Valencia #	L	4-0
3/15	Alemay	W	3-2
3/16	Kennedy	W	4-1
3/18	Narbonne ~	W	12-4
3/21	Cleveland *	W	5-3
3/23	at Cleveland *	W	5-2
3/25	Santa Barbara ~	W	8-1
3/27	at Granada Hills *	W	7-0
3/30	Granada Hills *	W	6-2

RECORD BOOK BY THE NUMBERS

1980-2015

4/6	Taft *	W	7-0
4/7	at Taft *	W	12-1
4/10	vs. Foothill ^	W	11-0
4/10	vs. Durango (Las Vegas) ^	W	10-7
4/11	vs. Centennial (Bakersfield) ^	W	12-4
4/12	vs. Centennial (Las Vegas) ^	W	14-3
4/12	vs. Centennial (Bakersfield) ^	W	13-3
4/18	at El Camino Real *	L	4-1
4/20	El Camino Real *	W	9-5 (8)
4/22	University (Los Angeles) ~	W	10-0
4/24	Birmingham *	W	10-0
4/27	at Birmingham *	W	6-0
5-2	Cleveland *	W	6-3
5/4	at Granada Hills *	W	4-0
5/5	Taft *	W	17-0
5/9	at El Camino Real *	W	8-7
5/11	Birmingham *	W	15-5
5/17	Verdugo Hills +	W	7-0
5/19	Banning +	W	11-1
5/23	San Fernando +	W	14-0
5/27	Kennedy +	L	4-2

Easton Showdown tournament
 ~ Chatsworth tournament
 * West Valley League
 ^ Las Vegas Durango tournament
 + City Section playoffs
 vs. Kennedy at Dodger Stadium

2007 OVERALL: 30-4 WVL: 15-0 1ST

Date	Opponent	Win/Loss	Score
3/2	Alemany #	W	4-0
3/3	at Saugus #	W	5-0
3/5	at Calabasas #	L	8-12
3/8	at Hart #	W	9-0
3/10	Chaminade #	L	1-5
3/14	vs. Palos Verdes <	W	4-3
3/15	vs. Kennedy >	W	5-1
3/17	Narbonne ~	L	4-5
3/20	Granada Hills *	W	11-1
3/22	at Granada Hills *	W	23-0
3/24	Santa Barbara ~	W	4-0
3/26	Taft *	W	5-0
3/29	Taft *	W	14-0
4/2	vs. Kamehameha ^	W	9-2
4/2	vs. Durango ^	W	5-1
4/3	vs. Centennial ^	W	10-6
4/4	at San Fernando ~	L	1-6
4/9	El Camino Real *	W	3-2
4/12	at El Camino Real *	W	2-1
4/14	San Fernando ~	W	9-2
4/17	at Birmingham *	W	13-2
4/19	Birmingham *	W	11-3
4/23	at Cleveland *	W	17-3
4/26	Cleveland *	W	11-10
4/28	Westchester ~	W	13-0
5/1	Granada Hills *	W	14-1
5/3	at Taft *	W	8-2
5/8	El Camino Real *	W	7-1
5/10	at Birmingham *	W	12-1
5/15	at Cleveland *	W	16-3
5/23	Garfield +	W	13-1
5/25	El Camino Real +	W	8-1
5/30	Palisades +	W	11-1
6/2	Cleveland +	W	2-1

Easton Showdown tournament
 < At UCLA
 > At USC
 ~ Chatsworth tournament
 * West Valley League
 ^ Las Vegas Durango tournament
 + City Section playoffs
 vs. Cleveland at Dodger Stadium

2008 OVERALL: 29-5 WVL: 14-1 1ST

Date	Opponent	Win/Loss	Score
2/23	Alumni	W	14-1
2/29	Filmore #	W	17-1
3/1	at Calabasas #	W	6-1

3/4	Hart #	L	3-2
3/6	at Cleveland *	W	7-1
3/8	Alemany #	W	3-2
3/12	Bishop Amat at LMU	L	5-4
3/13	Kennedy at USC	W	1-0
3/17	Las Vegas Bonanza ^	W	18-2
3/17	Las Vegas Durango ^	W	10-2
3/18	Tucson Catalina Foothills ^	L	6-2
3/19	San Diego Horizon ^	W	13-1
3/26	Taft *	W	13-1
3/28	at Taft *	L	2-1
4/2	at El Camino Real *	W	9-4
4/4	El Camino Real *	W	1-0
4/5	Poly ~	W	16-0
4/9	at Birmingham *	W	7-1
4/11	Birmingham *	W	2-1
4/12	San Fernando ~	W	9-1
4/16	Cleveland *	W	5-2
4/18	at Cleveland *	W	8-6
4/19	Narbonne ~	L	8-5
4/23	at Granada Hills *	W	16-1
4/25	Granada Hills *	W	8-0
4/26	Santa Barbara ~	W	7-2
4/30	Taft *	W	14-0
5-2	at El Camino Real *	W	18-9
5-7	Birmingham *	W	10-0
5/9	Cleveland *	W	4-3
5-14	at Granada Hills *	W	8-0
5-21	Poly +	W	1-0
5-23	Palisades +	W	10-2
5-28	Kennedy +	W	4-2
5-31	vs Narbonne	W	7-2

Easton Showdown tournament
 ~ Chatsworth tournament
 * West Valley League
 ^ Las Vegas Durango tournament
 + City Section playoffs

2009 OVERALL: 30-4 WVL: 12-3 2ND

Date	Opponent	Win/Loss	Score
2/23	Alumni	W	14-1
3/6	Burrough #	W	9-6
3/7	Chaminade #	W	8-2
3/10	Alemany #	L	9-3
3/12	Harvard-Westlake #	W	10-8
3/14	Thousand Oaks #	W	3-2
3/17	Bishop Amat	W	11-0
3/19	Kennedy	W	4-1
3/21	San Fernando ~	W	7-3
3/24	El Camino *	W	10-0
3/26	El Camino *	W	7-2
3/28	Calabasas ~	W	11-10
4/1	Birmingham *	W	3-1
4/3	Birmingham *	W	12-2
4/6	Coronado ^	W	10-0
4/6	Durango ^	W	2-1
4/7	Santana ^	W	4-1
4/8	Las Vegas ^	W	8-3
4/8	Durango ^	W	9-5
4/14	Cleveland *	L	3-2
4/16	Cleveland *	W	8-3
4/22	Granada Hills *	W	6-0
4/24	Granada Hills *	W	4-2
4/25	Narbonne ~	W	14-3
4/29	Taft *	W	15-1
5/1	Taft *	W	13-2
5/4	El Camino *	L	8-3
5/6	Birmingham *	W	16-0
5/8	Cleveland *	W	4-3
5/12	Granada Hills *	W	9-1
5/14	Taft *	L	11-7
5/20	San Fernando +	W	10-3
5/22	Bell +	W	14-1
5/27	El Camino +	W	8-5
5/30	Cleveland +	W	9-0

Easton Showdown tournament
 ~ Chatsworth tournament
 * West Valley League
 ^ Las Vegas Durango tournament
 + City Section playoffs
 vs. Cleveland at Dodger Stadium

2010 OVERALL: 25-5 WVL: 9-1 1ST

Date	Opponent	Win/Loss	Score
2/13	Alumni	W	16-2
3/5	Hueneme #	L	3-2
3/8	Canyon #	W	8-1
3/9	Calabasas #	W	5-1
3/11	Alemany #	W	8-7
3/13	Lancaster #	W	14-2
3/17	Kennedy	L	3-0
3/18	Bishop Amat	L	7-1
3/20	Sylmar ~	W	8-1
3/25	Banning	W	1-0
3/29	Bonanza ^	W	7-4
3/30	Niwot ^	W	11-4
3/30	Las Vegas Durango ^	W	8-6
3/31	Las Vegas Legacy ^	W	3-0
3/31	Las Vegas ^	W	14-3
4/7	Birmingham *	W	7-5
4/8	Birmingham *	W	7-6
4/14	Cleveland *	W	5-1
4/16	Cleveland *	W	4-3
4/17	Calabasas ~	W	7-2
4/20	Granada Hills *	PPD	
4/22	Granada Hills *	W	9-3
4/24	Narbonne ~	W	3-1
4/28	Taft *	W	10-0
4/30	Taft *	W	11-6
5/1	Santa Barbara ~	W	14-3
5/4	El Camino Real *	L	8-3
5/6	El Camino Real *	W	2-1
5/8	Granada Hills *	W	13-0
5/19	Narbonne +	W	9-0
5/21	Taft +	W	8-6
5/26	San Pedro +	L	8-5

Easton Showdown tournament
 ~ Chatsworth tournament
 * West Valley League
 ^ Las Vegas Durango tournament
 + City Section playoffs

2011 OVERALL: 24-6 WVL: 9-1 1ST

Date	Opponent	Win/Loss	Score
2/12	Alumni	W	17-1
3/4	Santa Monica #	W	7-3
3/5	Loyola #	W	5-1
3/8	Oaks Christian #	W	6-4
3/10	Hart #	W	7-0
3/12	Valencia #	W	8-5
3/14	Bishop Amat	L	5-0
3/19	Thousand Oaks ^	L	5-2
3/23	Banning	Rain	
3/24	Carson	W	6-0
3/26	Calabasas ~	PPD	
4/2	Sylmar ~	W	11-0
4/6	Cleveland *	W	9-1
4/8	Cleveland *	W	9-1
4/9	Narbonne ~	W	12-7
4/13	Granada Hills *	W	7-2
4/15	Granada Hills *	W	14-1
4/18	Clovis West ^	L	3-1
4/19	Christian Bros. ^	W	1-0
4/20	Valley Christian ^	W	11-8
4/21	Alemany ^	L	11-8
4/27	Taft *	L	8-7
4/29	Taft *	W	28-0
5/4	El Camino Real *	W	4-0
5/6	El Camino Real *	W	13-4
5/7	Calabasas ~	W	2-1
5/11	Birmingham *	W	6-2
5/13	Birmingham *	W	11-1
5/14	Banning	W	3-1
5/24	Westchester +	W	15-0
5/26	Taft +	W	5-2
6/1	Birmingham +	W	4-1
6/4	San Fernando +	L	8-6

Easton Showdown tournament
 ~ Chatsworth tournament
 * West Valley League
 ^ National Classic tournament games
 + City Section playoffs

2012 OVERALL: 28-5-1 WVL: 8-2 1ST

Date	Opponent	Win/Loss	Score
2/4	Alumni	W	10-2
2/24	Palmdale #	W	11-1
2/25	West Ranch #	L	7-6
2/28	Westlake #	T	1-1
3/1	Agoura #	W	7-2
3/3	St. Francis #	W	15-1
3/14	Bishop Amat	W	8-2
3/19	Banning	W	11-6
3/21	Carson	W	11-0
3/24	Santa Barbara ~	W	11-1
3/28	Taft *	W	10-0
3/29	Taft *	W	16-4
4/2	Palos Verdes Peninsula ^	W	17-3
4/2	Las Vegas Durango ^	W	7-0
4/3	Vista Murrieta ^	W	13-4
4/4	Las Vegas Arbor View ^	L	13-2
4/7	Irvine Woodbridge	W	10-0
4/9	Torrance	W	12-1
4/10	North Torrance	W	6-3
4/18	El Camino Real *	L	7-5
4/20	El Camino Real *	W	7-5
4/21	Rio Mesa ~	W	10-0
4/25	Birmingham *	W	3-1
4/27	Birmingham *	W	15-0
4/28	Narbonne ~	W	6-5
4/28	Crescenta Valley ~	W	12-2
5/2	Cleveland *	L	3-2
5/4	Cleveland *	W	7-1
5/5	Westlake	W	7-3
5/9	Granada Hills *	W	4-0
5/11	Granada Hills *	W	3-2
5/22	Bell +	W	6-0
5/24	Taft +	W	11-1
5/30	San Fernando +	W	4-3
6/2	El Camino Real +	L	5-4

Easton Showdown tournament
 ~ Chatsworth tournament
 * West Valley League
 ^ Las Vegas Durango tournament
 + City Section playoffs

2013 OVERALL: 20-12 WVL: 7-3 1ST

Date	Opponent	Win/Loss	Score
2/23	Burroughs #	W	7-3
2/26	Chaminade #	L	1-0
2/28	Alemany #	L	5-2
3/2	Thousand Oaks #	W	1-0
3/5	Palmdale #	W	5-1
3/9	Newbury Park ~	L	5-1
3/11	Los Alamitos	L	5-2
3/11	Los Alamitos	W	3-2
3/13	Bishop Amat	W	9-2
3/16	Camarillo ~	W	9-4
3/20	Banning	W	9-3
3/25	Durango ^	W	9-4
3/25	Shadow Ridge ^	L	5-0
3/26	Basic ^	W	5-0
3/27	Cimarron-Memorial ^	W	3-2
4/2	Santiago >	L	4-3
4/3	Hart >	W	6-0
4/4	Canyon >	L	8-6
4/5	Chaminade >	W	7-6
4/9	El Camino Real *	W	10-9
4/11	El Camino Real *	W	7-3
4/13	Simi Valley ~	W	10-2
4/16	Birmingham *	W	3-0
4/18	Birmingham *	W	4-1
4/20	Santa Barbara ~	W	3-1
4/23	Cleveland *	L	1-0
4/25	Cleveland *	W	2-0
4/30	Granada Hills *	L	2-1
5/2	Granada Hills *	L	5-4
5/7	Taft *	W	5-0
5/9	Taft *	W	6-1
5/22	University +	L	11-10

Easton Showdown tournament
 ~ Chatsworth tournament
 * West Valley League
 ^ Las Vegas Durango tournament
 > Boras Classic
 + City Section playoffs

2014 OVERALL: 28-6-1 WVL: 7-2 1ST

Date	Opponent	Win/Loss	Score
3/1	Lancaster #	W	13-6
3/4	Agoura #	W	4-0
3/8	Saugus #	W	2-0
3/11	Harvard-Westlake #	L	1-0
3/13	Alemany #	T	3-3
3/14	Notre Dame	W	7-3
3/14	Notre Dame	W	4-1
3/15	Etiwanda >	W	6-0
3/17	Arcadia >	W	4-3
3/18	Burbank >	W	13-0
3/19	La Salle >	W	10-1
3/25	Banning	L	1-0
3/26	Alemany	W	5-1
3/29	Newbury Park ~	W	7-3
4/5	Westlake ~	W	6-2
4/9	Birmingham *	W	10-0
4/11	Birmingham *	L	5-4
4/14	Desert Oasis ^	W	2-1
4/14	Durango ^	W	10-0
4/15	Arbor View ^	L	8-5
4/16	Basic ^	W	5-3
4/16	Sierra Vista ^	W	10-2
4/23	Cleveland *	W	12-0
4/25	Cleveland *	W	4-0
4/26	Poly ~	W	12-0
4/30	Granada Hills *	W	15-7
5/2	Granada Hills *	W	10-0
5/3	Santa Barbara ~	W	11-1
5/7	Taft *	W	2-1
5/9	Taft *	W	7-1
5/14	El Camino Real *	L	9-3
5/28	North Hollywood +	W	17-1
5/30	Banning +	W	5-2
6/3	Palisades +	W	3-2
6/7	Birmingham +	L	6-3

Easton Showdown tournament
 ~ Chatsworth tournament
 * West Valley League
 ^ Las Vegas Durango tournament
 > Babe Herman tournament
 + City Section playoffs

2015 OVERALL: 24-11 WVL: 8-2 2ND

Date	Opponent	Win/Loss	Score
2/28	Burbank #	W	4-1
3/4	Dos Pueblos #	W	8-1
3/5	Harvard-Westlake #	W	4-0
3/7	Hart #	W	8-3
3/10	Calabasas #	W	7-1
3/13	Notre Dame *	L	3-2
3/13	Notre Dame *	W	5-4
3/16	Alemany *	L	16-3
3/20	Banning *	W	3-0
3/21	Westlake ~	W	13-2
3/25	Birmingham *	W	10-0
3/27	Birmingham *	W	7-4
3/30	Basic ^	L	2-1
3/29	Durango ^	W	9-1
3/31	Centennial ^	W	14-6
4/1	Arbor View ^	W	4-3
4/1	Centennial ^	L	11-5
4/7	San Clemente >	L	3-1
4/8	Palm Desert >	W	4-0
4/9	Granite Hills >	W	5-4
4/10	Vista Murrieta >	L	2-0
4/15	El Camino Real *	L	4-1
4/17	El Camino Real *	W	8-5
4/18	Santa Barbara ~	L	4-3
4/24	Cleveland *	L	3-2 (8)
4/24	Cleveland *	W	1-0
4/25	South ~	W	8-7
5/1	Taft *	W	11-1
5/1	Taft *	W	9-2
5/2	Culver City ~	W	7-1
5/7	Granada Hills *	W	7-3
5/7	Granada Hills *	W	3-2 (8)
5/19	Palisades +	W	7-2
5/22	Banning +	W	10-0
5/27	Cleveland +	L	1-0

Easton Showdown tournament
 ~ Chatsworth tournament
 * West Valley League
 ^ Las Vegas Durango tournament
 > Boras tournament
 + City Section playoffs

Other Significant Seasons

1969 OVERALL: 13-3 WVL: 8-2 1ST

Date	Opponent	Win/Loss	Score
2/27	Grant	W	10-6
3/7	North Hollywood	W	6-1
3/13	Hollywood	W	6-3
3/20	Belmont	W	13-0
3/28	Taft *	W	5-4
4/10	Cleveland *	L	4-2
4/17	Canoga Park *	L	10-3
4/24	Reseda *	W	3-2
4/29	El Camino Real *	W	7-0
5/1	Taft *	W	10-4
5/8	Canoga Park *	W	6-4
5/13	Reseda *	W	5-4
5/15	El Camino Real *	W	11-4
5/19	Cleveland *	W	2-0
5/22	Roosevelt +	W	10-0
5/26	Lincoln +	L	5-4

* West Valley League
 + City Section playoffs
 all games at Sepulveda Sports Center

1972 OVERALL: 13-5 WVL: 11-4 1ST

Date	Opponent	W/L	Score
3/7	Reseda *	W	8-1
3/9	El Camino Real *	W	6-1
3/14	Taft *	W	5-1
3/16	Cleveland *	W	6-1
3/22	Canoga Park *	L	3-1
4/6	Reseda *	L	2-1 (9)
4/11	El Camino Real *	L	9-2
4/13	Taft *	W	6-3
4/18	Cleveland *	W	3-2
4/20	Canoga Park *	W	5-4
4/25	Reseda *	W	2-1
4/27	El Camino Real *	L	9-1
5/2	Taft *	W	4-3
5/4	Cleveland *	W	9-2
5/9	Canoga Park *	W	3-0
5/17	Carson +	W	10-3
5/22	Manual Arts +	W	7-3
5/26	Venice +	L	2-1

* West Valley League
 + City Section playoffs
 all games at Sepulveda Sports Center

RECORD BOOK BY THE NUMBERS

1980-2015

RECORD AGAINST OPPONENTS 1980-2014

Opponent	W	L	T	Opponent	W	L	T
Agoura	3	0	0	Loara	0	1	0
Aleman	9	5	1	Locke	1	0	0
Arapahoe (Colorado)	1	0	0	Los Alamitos	2	0	0
Arbor View (Las Vegas)	1	3	0	Loyola	3	1	0
Arcadia	1	0	0	Marshall	3	0	0
Banning	12	4	0	Monroe	3	0	0
Basic	2	1	0	Montclair Prep	1	1	0
Bell	3	0	0	Moorpark	1	0	0
Bell-Jeff	1	0	0	Mt. Carmel (San Diego)	2	0	0
Beverly Hills	2	0	0	Narbonne	9	2	0
Birmingham	58	7	0	Newbury Park	3	1	0
Bishop Amat	3	3	0	Niwot	1	0	0
Bishop Gorman (Las Vegas)	2	0	0	North Hollywood	11	1	1
Bishop Montgomery	2	0	0	North Torrance	1	0	0
Bonanza (Las Vegas)	3	1	0	Notre Dame	9	3	0
Boulder City (Nevada)	1	0	0	Oakridge (Florida)	1	0	0
Brentwood	1	0	0	Oaks Christian	1	0	0
Brighton (Utah)	1	0	0	Olympus (Utah)	2	0	0
Buena	1	2	0	Orange	1	0	0
Burbank	2	0	0	Oxnard	1	0	0
Burrough	2	0	0	Palisades	9	2	0
Calabasas	7	3	0	Palmdale	2	0	0
Camarillo	6	1	0	Palm Desert	1	0	0
Canoga Park	25	7	1	Palo Verde (Las Vegas)	1	0	0
Canyon	3	4	0	Palos Verdes	1	0	0
Carson	10	1	0	Palos Verdes Peninsula	1	0	0
Centennial (Bakersfield)	6	0	0	Pleasant Grove (Utah)	1	0	0
Centennial (Las Vegas)	1	1	0	Poly	12	7	0
Chaminade	6	2	0	Rancho (Las Vegas)	1	0	0
Channel Islands	4	0	0	Ramona	2	0	0
Chaparral (Las Vegas)	1	0	0	Reseda	36	6	0
Cheyenne (Las Vegas)	1	0	0	Rio Mesa	5	2	0
Christian Brothers (Memphis)	1	0	0	Roosevelt	3	0	0
Christian Brothers (Sacramento)	1	0	0	Royal	2	0	0
Cimarron (Las Vegas)	2	0	0	Sabino (Arizona)	1	1	0
Cleveland	80	21	0	San Clemente	0	1	0
Clovis West	0	1	0	San Fernando	35	10	1
Coronado (Las Vegas)	3	0	0	San Geronio	1	0	0
Crenshaw	2	0	0	San Pedro	8	0	0
Crescenta Valley	1	0	0	Santa Barbara	7	1	0
Crespi	1	0	0	Santa Monica	4	0	0
Culver City	3	0	0	Santana (San Diego)	1	0	0
Desert Oasis	1	0	0	Santiago	0	1	0
Dos Pueblos	2	0	0	Saugus	8	0	0
Durango (Las Vegas)	13	0	0	Serra	1	0	0
Eagle Rock	1	0	0	Shadow Ridge	0	1	0
East (Las Vegas)	1	0	0	Sierra Vista	1	0	0
El Camino Real	72	32	0	Simi Valley	5	1	0
Eldorado (Las Vegas)	1	0	0	South	1	0	0
El Dorado (Placentia)	1	0	0	South Gate	2	0	0
Etiwanda	1	0	0	St. Bernard's	1	0	0
Fairfax	1	0	0	St. Francis	2	0	0
Fillmore	1	0	0	St. Joseph's	1	0	0
Fillmore (Catalina)	1	0	0	St. Monica	1	0	0
Foothill (Santa Ana)	1	0	0	Sylmar	15	1	0
Fremont	3	0	0	Taft	100	9	0
Gardena	3	0	0	Thousand Oaks	2	1	0
Garfield	1	0	0	Torrance	1	0	0
Granada Hills	65	13	1	Tucson	1	0	0
Granite Hills	1	0	0	University (Irvine)	1	0	0
Grant	7	0	0	University (Los Angeles)	6	4	0
Hart	6	4	0	Valencia	1	1	0
Harvard-Westlake	1	2	0	Valley Christian (San Jose)	1	0	0
Hawthorne	1	0	0	Van Nuys	1	0	0
Highland	2	0	0	Venice	5	0	0
Hillcrest (Utah)	1	0	0	Ventura	5	0	0
Hollywood	1	0	0	Verdugo Hills	3	0	0
Hueneme	3	2	0	Viewmont (Utah)	1	0	0
Huntington Park	1	0	0	Vista Murrieta	1	1	0
Jordan (Utah)	1	0	0	Westchester	3	0	0
Kaiser (Hawaii)	1	0	0	Western (Las Vegas)	1	0	0
Kamehameha (Hawaii)	1	0	0	West Jordan (Utah)	1	0	0
Kearney (San Diego)	0	1	0	Westlake	5	0	1
Kennedy	28	18	1	West Springfield (Virginia)	1	0	0
La Salle	1	0	0	Winter Park (Florida)	1	0	0
Lancaster	4	0	0	Woodbridge (Irvine)	1	0	0
Lehi	1	0	0	Wood River (Utah)	1	0	0
Little Rock	1	0	0				

NO-HITTERS BY CHATSWORTH PITCHERS

5/4/82	Brian Wood (5-inning no hitter, rain) 7-0 at Reseda	4/7/98	Jason Renno (5-inning no-hitter) 23-0 at Grant
5/2/89	Derek Wallace 6-0 vs. Kennedy	3/16/99	Scott Sellz 9-0 at San Fernando
4/3/93	Jim DeBiase (4 innings) and Kyle Reed (1 inning) 14-0 vs. St. Francis	3/27/03	Jason Dominguez (5-inning no hitter) 12-0 vs. Taft

TEAM SEASON RECORDS, YEAR BY YEAR 1980-2014

BATTING											
Year	AB	Runs	Hits	2B	3B	HR	RBI	BB	SB	Ave.	
1980	705	146	196	NA	NA	NA	124	97	57	.278	
1981	765	152	222	31	12	7	122	98	79	.290	
1982	772	207	260	29	11	7	176	68	102	.337	
1983	732	154	224	46	15	8	133	118	93	.306	
1984	740	170	249	34	15	13	134	86	95	.336	
1985	787	225	269	44	23	11	195	126	115	.342	
1986	772	206	257	34	15	11	183	116	116	.333	
1987	716	189	253	49	15	16	163	110	76	.353	
1988	776	246	276	55	14	12	192	123	83	.356	
1989	795	259	261	48	15	21	206	161	83	.328	
1990	854	243	277	41	18	8	201	207	55	.324	
1991	743	209	241	36	15	17	189	132	40	.324	
1992	710	147	217	26	7	6	131	145	27	.306	
1993	842	220	268	47	11	11	180	168	34	.318	
1994	957	243	322	54	9	6	215	161	53	.336	
1995	722	164	210	49	10	9	140	110	33	.291	
1996	819	240	286	67	6	21	223	119	43	.349	
1997	842	253	317	66	11	25	227	105	70	.376	
1998	935	324	355	92	19	36	302	160	88	.380	
1999	838	273	328	78	12	39	251	142	55	.391	
2000	746	238	279	62	11	23	219	111	44	.374	
2001	875	244	312	63	15	23	229	157	41	.357	
2002	840	252	313	76	13	25	230	124	58	.373	
2003	932	270	336	69	14	41	248	118	59	.361	
2004	945	372	395	96	15	49	345	165	55	.418	
2005	871	301	316	85	10	43	276	131	48	.363	
2006	857	270	308	63	11	47	252	137	15	.359	
2007	894	292	322	60	13	74	275	155	29	.360	
2008	948	265	333	66	9	31	252	158	46	.351	
2009	936	273	342	68	4	28	241	156	50	.365	
2010	759	207	241	53	10	13	177	127	42	.318	
2011	774	222	261	42	14	12	205	105	35	.337	
2012	917	277	325	57	6	4	246	156	35	.354	
2013	823	139	221	39	5	8	120	116	48	.269	
2014	844	204	263	41	6	7	195	141	37	.312	
2015	914	187	220	50	3	4	172	136	32	.321	

PITCHING										
Year	Wins	Losses	Win Pct.	SV	IP	ERA	SO	BB	Shutouts	
1980	15	9	.625	4	176	2.63	207	118	1	
1981	19	9	.679	3	186	2.67	187	91	4	
1982	24	5	.828	2	200	1.93	179	74	5	
1983	24	5	.828	3	200	1.96	197	86	5	
1984	19	7	.731	2	180	2.29	136	94	3	
1985	23	4	.852	3	192	2.37	170	69	1	
1986	17	10	.630	3	192.1	3.94	98	97	1	
1987	19	7	.731	0	178.2	3.25	108	105	2	
1988	29	2	.935	10	189	2.00	156	91	2	
1989	21	7	.750	1	195	3.45	195	111	2	
1990	24	5	.828	NA	205	2.87	170	123	7	
1991	18	7	.720	3	176.2	3.05	136	123	7	
1992	17	11	.607	6	186.2	2.70	134	94	2	
1993	22	8	.733	2	205	2.63	117	122	4	
1994	28	5	.848	1	237.1	2.36	200	121	4	
1995	17	10	.630	2	184.2	2.73	163	95	1	
1996	22	7	.759	1	197	2.31	114	65	6	
1997	20	9	.690	5	194	4.12	147	85	3	
1998	29	4	.879	0	216	2.33	172	65	7	
1999	27	3	.900	3	196	3.07	179	86	2	
2000	25	2	.926	3	183	3.40	132	98	3	
2001	31	2	.939	3	224	2.25	194	109	7	
2002	25	6	.807	2	206.2	2.64	201	54	5	
2003	33	1	.971	1	227	2.16	240	71	12	
2004	35	0	1.000	6	219	1.66	248	64	10	
2005	29	4	.879	4	204	1.99	193	68	11	
2006	30	3	.909	0	209	1.94	190	74	13	
2007	30	4	.882	4	220	1.94	214	78	8	
2008	29	5	.853	0	232.2	1.81	242	56	8	
2009	30	4	.882	3	227	2.25	239	63	6	
2010	25	5	.833	0	198	2.69	196	95	5	
2011	24	5	.828	4	180.1	1.99	207	78	7	
2012	25	5	.833	3	218	2.14	170	79	--	
2013	20	12	.625	4	218.3	1.99	170	75	--	
2014	25	5	.833	0	206.3	1.63	150	74	--	
2015	24	11	.686	7	235.33	2.45	174	101	--	

Note: 1 tie each in 1980, 1990, 1991 and 2000
Bold face denotes team record

AWARDS

TEAM

2003—National champions by USA Today, Baseball America and Collegiate Baseball.

2004—National champions by USA Today, Baseball America and StudentSports.

INDIVIDUAL

All-Americans

2003—Justin Cassel, P.

2004—Willie Cabrera, 2B;
Jason Dominguez, P-OF.

2005—Matt Dominguez, 3B;
Mike Moustakas, SS.

2006—Matt Dominguez, 3B;
Mike Moustakas, SS.

2007—Bobby Coyle, OF; Matt Dominguez, 3B; Mike Moustakas, SS.

All-State

(1), (2) or (3) denotes first, second or third team.

(By CalHi Sports)

1990—Reed McMackin, UTIL (1)

1991—Mitch Root, INF (1)

1994—Bryan LaCour, INF (1)

1999—Mike Kunes, P (1)

2000—Matt Fisher, INF (1)

2001—Joe Guntz, P (1); Gregg Wallis, INF (1)

2003—Justin Cassel, P (1); Jason Dominguez, OF (1); Jordan Sisson, C (2).

2004—Willie Cabrera, 2B (1); Jason Dominguez P-OF (1); Matt Dominguez 3B (2).

2005—Matt Dominguez, 3B (2); Mike Moustakas, SS (2).

2006—Mike Moustakas, SS (1); Matt Dominguez, 3B (2); Josh Ravin, P (2).

2007—Matt Dominguez, 3B (1); Mike Moustakas, SS (1); Bobby Coyle, OF (2).

2008—Trevor Takeyama, P (1)

2009—Michael Renner, P (1); Andy Weissberg, OF (2)

2011—Aaron Brown, UTIL. (2); Steven Karkenny, OF (3)



Carlos Escobar Jr.

State Freshman of the Year (By CalHi Sports)

2004—Matt Dominguez, 3B.
2014—Tommy Palomera, P.

State Sophomore of the Year (By CalHi Sports)

2005—Mike Moustakas, SS.

State Junior of the Year (By CalHi Sports)

2006—Mike Moustakas, SS.

State Senior of the Year (By CalHi Sports)

2007—Mike Moustakas, SS.

LOS ANGELES CITY SECTION

Player of the Year

1983—Keith Nicholson, P. 1988—Joel Wolfe, OF. 1990—Reed McMackin, P. 1998—Mike Kunes, P. 1999—Mike Kunes, P. 2001—Joe Guntz, P. 2003—Justin Cassel, P. 2004—Willie Cabrera, INF; Jason Dominguez, P. 2006—Mike Moustakas, INF. 2007—Mike Moustakas, INF. 2008—Trevor Takeyama, P. 2009—Michael Renner, P.

All-City

(1), (2) or (3) denotes first, second or third team

1966—Bruce Christensen, SS (2). 1967—Jody Perry, OF (3). 1968—Rod Mortensen, OF (2). 1969—Dwight Evans, 3B (1), Rick Rieger, 2B (3). 1970—Richard Lashmet, SS (3). 1972—Barry Wishard, UT (3), Steve Wold, P (3). 1973—Bobby Mitchell, OF (1). 1974—Glenn Heller, 1B (3). 1976—Tim Zeuch, OF (2). 1977—John Stevenson, SS (1). 1979—Bill Thom, OF (2). 1980—Craig Stevenson, INF (2). 1981—Glen Braybrooks, P (1), Reggie Lambert, OF (1), Larry Beinfest, INF (2). 1982—Larry Beinfest, INF (1), Brian Wood, P (1). 1983—Steve Reed, P (1). 1985—Chae-Ho Chong, C (1), Marc Pfeiffer, OF (1), Glenn Stevenson, 2B (1). 1986—Joel Wolfe, 3B (1). 1987—Rex McMackin, OF (1), Joel Wolfe, 3B (1). 1988—Pierre Amado, P (1), Rex McMackin, OF

(1), Derek Wallace, P (1). 1989—Rich Aude, INF (1), Jason Evans, INF (1), Derek Wallace, P (1). 1990—Nestor Martinez, INF (1), Mitch Root, OF (1). 1991—Adam Pearlman, C (1), Mitch Root, OF (1). 1992—Mark Lopez, OF (1), David Stevenson, INF (1). 1993—Bryan LaCour, INF (1), Mark Lopez, OF (1). 1994—Ray Daryabigi, OF (1), Jim DeBiase, P (1), Bryan LaCour, INF (1). 1996—Danny Phillips, INF (1), Joe Tillmon, INF (1). 1997—Tom Morefield, OF (1), David Sark, C (1), Tim Weigand, OF (1), Greg Wold, UT (1). 1998—Matt Cassel, INF (1), Matt Fisher, INF (1), Bryan Gant, OF (1), Tom Morefield, OF (1). 1999—Matt Fisher, INF (1), Steve Kracow, OF (1), Chad Redfern, OF (1), Scott Sellz, P (2). 2000—Matt Fisher, INF (1), Joe Guntz, P (1), Brian Lee, OF (2). 2001—Brian Lee, OF (1), Gregg Wallis, INF (1), Ryan Barba, INF (2), Danny Dominguez, C (2). 2002—Jason Dominguez, OF (1), Ryan Barba, INF (2), Joe Guntz, P (2), Jared Halpert, OF (2). 2003—Jason Dominguez, OF (1); Keith Renno, OF (1); Jordan Sisson, C (1). 2004—Matt Dominguez, INF (1), Mike Fernandez, C (1), Jake Norton, P (2). 2005—Matt Dominguez, INF (1); Mike Moustakas, INF (1); Darren Norris, P (1); Thomas Cassidy, 1B (2). 2006—Bobby Coyle, OF (1); Matt Dominguez, INF (1); Trent Jones, P (1); Oscar Gutierrez, INF (2). 2007—Bobby Coyle, OF (1); Nick Devian, OF (1); Matt Dominguez, INF (1); Trent Jones, P (1); Carlos Escobar Jr., C (2); James Wharton, P (2). 2008—Ryan Cooperstone, 3B (1); Carlos Escobar Jr., C (1); Matt Moreno, 2B (1); James Wharton, 1B (1); Kasey Toven, SS (2). 2009—Carlos Escobar Jr., C (1); Andrew Klausmeier, OF (1); Kasey Toven, SS (1); Andy Weissberg, OF (1); 2010—Aaron Brown, OF (1); Steven Karkenny, OF (1); Christian Lopez, P (2). 2011—Aaron Brown, Utility (1); Raul Camas, OF (1); Steven Karkenny, OF (1); Angel Rodriguez, P (1). 2012—Chris DeVito, INF (1); Jared Holley, INF (1); Jason Karkenny, P (1); Scott Voets, INF (1). 2013—Jason Karkenny, P; Chris DeVito, C; Riley Conlan, OF; Sam Shaikin, SS. 2014—Tommy Palomera, P; Josh Garcia, P; Sam Shaikin, SS; Riley Conlan, OF.



Michael Renner

WEST VALLEY LEAGUE

Player of the Year

1969—Dwight Evans, OF. 1972—Steve Wold, P. 1977—John Stevenson, SS. 1981—Glen Braybrooks, P. 1982—Larry Beinfest, INF. 1983—Keith Nicholson, P. 1985—Bill Berry, P, Glenn Stevenson, INF. 1988—Joel Wolfe, OF. 1989—Derek Wallace, P. 1991—Mitch Root, SS. 1992—David Stevenson, 1B. 1994—Bryan LaCour, SS. 1997—Ismael Marin, P. 1998—Mike Kunes, P. 1999—Mike Kunes, P. 2000—Matt Fisher, SS. 2001—Joe Guntz, P. 2003—Justin Cassel, P, Jason Dominguez, OF. 2004—Willie Cabrera, 2B, Jason Dominguez, P-OF. 2005—Mike Moustakas, SS-P. 2006—Mike Moustakas, SS. 2007—Mike Moustakas, SS. 2008—Trevor Takeyama, P, James Wharton, 1B. 2010—Steven Karkenny, OF. 2011—Aaron Brown, OF-P, Angel Rodriguez, P. 2013—Jason Karkenny, P. 2014—Riley Conlan, OF.

All-West Valley League

(1), (2) or (3) denotes first, second or third team

1963—Jim Kraus, OF (2). 1964—Terry Meyer, C (1). 1965—Bruce Bailey, OF (2). 1966—Bruce Christensen, INF (1), Lee Smith, INF (2). 1967—Jody Perry, OF (1), Mike Adams, OF (2), Lee Smith, INF (2). 1968—Ken Charles, OF (1), Dwight Evans, INF (1), Rod Mortensen, OF (1), Gary Smith, P (2). 1969—Richard Cox, P (1), Richard Rieger, INF (1), Mark Cunningham, OF (2), Daniel Davis, 1B (2). 1970—Richard Lashmet, INF (1), Allen Christensen, OF (2), Daniel Davis, 1B (2). 1971—Steve Garrison, OF (1), Danny McAlpin, INF (2). 1972—Rick Griffith, 1B (1), Dan McAlpin, OF (1), Barry Wishard, INF (1), Bobby Mitchell, OF (2). 1973—Bobby Mitchell, OF (1), Mark Villaseñor, P (1), Greg Ris, UT (2), Craig Ross, OF (2). 1974—Joe Conron, INF (1), Glen Heller, 1B (1), Jeff Kester, OF (1), Tom Tucker, P (1), Larry Kadin, OF (2), Don Mitchell, INF (2). 1975—Tom Crawford, OF (1), Darrell Pretty, INF (2), Tim Zeuch, P (2). 1976—Andre David, 1B (1), Brian David, INF (1), Tim Zeuch, OF (1), Doug Anderson, P (2), Jeff Ris, OF (2), John Stevenson, INF (2). 1977—Brian David, INF (2), Sam Filippo, 1B (2), John Miller, OF (2). 1978—Mike Duggan, INF (1), Doug Anderson, P (2), Greg Golubski, INF (2), Bob Manley, OF (2), Craig Stevens, UT (2), Mike Stevens, 1B (2). 1979—Mike Fryan, INF (1), Eric Snape, 1B (1), Craig Stevenson, INF (1), Bill Thom, OF (1), Rene Simen, OF (2). 1980—Glen Braybrooks, UT (1), Craig Stevenson, INF (1), Gene Lambert, P (2), Dave Ricketts, C (2), Ty VanBurkleo, 1B (2). 1981—Larry Beinfest, INF (1), Reggie Lambert, OF (1), Doug Hickok, C (2), Richard Simen, OF (2). 1982—Joe Gioia, INF (1), Chris Lambert, OF (1),

Brian Wood, P (1), Bruce Ketring, 1B (2), Dan Tyler, P (2). 1983—Mike Bush, OF (1), Steve Reed, P (1), Leo Lambert, OF (2). 1984—Bill Berry, P (1), Pete Kuld, 1B (1), Tim Suydam, INF (1). 1985—Chae-Ho Chong, C (1), Mike Ernst, INF (1), Marc Pfeiffer, OF (1), Juan Hernandez, INF (2), Will L'Heureux, P (2), Eric Rothfield, OF (2). 1986—Robert Roseboro, INF (1), Mark Schauer, P (1), Joel Wolfe, 1B (1), John Dunn, C (2), Marcelino Mendoza, OF (2), Brent Ruedy, OF (2). 1987—John Dunn, C (1), Rex McMackin, OF (1), Joel Wolfe, INF (1), Pierre Amado, P (2), Ty Powell, OF (2). 1988—Pierre Amado, P (1), Art Lowe, INF (1), Rex McMackin, OF (1), Dave Waco, INF (1), Derek Wallace, P (1), John Haselbusch, OF (2). 1989—Rich Aude, INF (1), Jason Evans, INF (1), Vince Simili, INF (1), Kevin Chong, OF (2), Eric Johnson, C (2), Reed McMackin, P (2). 1990—Nestor Martinez, 2B (1), Mitch Root, UT (1). 1991—Nestor Martinez, INF (1), Brandon Nickens, P (1), Adam Pearlman, C (1), Thurman Williams, OF (1), Doug Dean, P (2), Tony Moreno, P (2), Mike Muir, INF (2). 1992—Mark Lopez, OF (1), Brandon Nickens, P (1), David Stevenson, 1B (1), Bryan LaCour, 3B (2), Jesse Yeomans, P (2). 1993—Bryan LaCour, INF (1), Mark Lopez, OF (1), Ray Daryabigi, OF (2), Jim DeBiase, P (2), Luis Enriquez, INF (2). 1995—Tony Ardito, C (1), Fred Farzaneh, P (1), Jon Tucker, 1B (1), Harry Kenoi, P (2), Joe Tillmon, INF (2). 1996—Frank DiPoma, P (1), Danny Phillips, OF (1), Andrew Silver, P (1), Joe Tillmon, OF (1), Mike Wexler, POS (1), Greg Wold, P (1), Micah Berger, C (2), David Sark, C (2), Stuart Sellz, P (2), Tim Weigand, POS (2). 1997—Bryan Gant, OF (1), David Sark, C (1), Tim Weigand, OF (1), Greg Wold, INF (1), Danny Eisenberg, INF (2), Matt Fisher, INF (2), Nathan Frost, UT (2), Tom Morefield, OF (2). 2000—Jacob Ball, 1B (1), Joe Guntz, P (1), Brian Lee, OF (1), Brett Munson, OF (1), Sean Richards, P (1), Gregg Wallis, INF (1), Ryan Barba, INF (2), Jared Halpert, OF (2), Brian Levinson, UT (2). 2001—Ryan Barba, INF (1), Danny Dominguez, C (1), Jared Halpert, OF (1), Brian Lee, OF (1), George Spadier, 1B (1), Gregg Wallis, INF (1), Justin Cassel, P (2), Jason Dominguez, OF (2), Sean Richards, P (2), Jon Selman, OF (2). 2002—Ryan Barba, SS (1), Jason Dominguez, OF (1), Justin Cassel, P (2), Joe Guntz, P (2), Jared Halpert, OF (2), Brian Lee, OF (2), Brett Munster, 3B (2). 2003—Mike Fernandez, 3B (1), Chris Fredericks, OF (1), Brett Munster, SS (1), Keith Renno, OF (1), Jordan Sisson, C (1), Bryan Petersen, OF (2). 2004—Willie Cabrera, 2B (1), Tom Cassidy, 1B (1), Jason Dominguez, P-OF (1), Matt Dominguez, 3B (1), Mike Fernandez, C (1), Jake Norton, P (1), Bryan Petersen, OF-P (1), J.C. Barker, OF (2), Mike Moustakas, SS (2), Oliver Padre, OF (2).

2005—J.C. Barker, OF (1), Thomas Cassidy, 1B (1), Matt Dominguez, 3B (1), Darren Norris, P (1), Mitul Patel, OF-INF (1), Andrew Baslow, OF (2), Bobby Coyle, OF (2), Carlos Najjar, C (2). 2006—Bobby Coyle, OF (1), Matt Dominguez, INF (1), Oscar Gutierrez, INF (1), Jonathan O'Leary, P (1), Oliver Padre, OF (1), Kyle Barbato, C (2), Nick Devian, OF (2), Trent Jones, P (2), Daniel Simmons, P (2). 2007—Bobby Coyle, OF (1); Nick Devian, OF (1); Matt Dominguez, 3B (1); Carlos Escobar Jr., C (1); Trent Jones, P (1); Matt Moreno, OF (2); Kasey Toven, 2B (2); James Wharton, P (2). 2008—Ryan Cooperstone, 3B (1); Carlos Escobar Jr., C (1); Matt Moreno, 2B (1); Kasey Toven, SS (1); Andy Weissberg, OF (1); Andrew Klausmeier, OF (2); Michael Renner, P (2). 2009—Carlos Escobar Jr., C (1); Andrew Klausmeier, OF (1); Michael Renner, P (1); Kasey Toven, SS (1); Andy Weissberg, OF (1); Ryan Cooperstone, 3B (2); Shawn Meusborn, 2B (2); Derek Neely, DH (2). 2010—Aaron Brown, OF (1); Christian Lopez, P (1); Sean O'Connell, C (1); Angel Rodriguez, P (1); Jeff Bezjian, SS (2); Brady Conlan, 2B (2); Ricky Obando, 1B (2). 2011—Brady Conlan, INF (1); Ryan Escobar, 3B (1); Steven Karkenny, OF (1); Raul Camas, OF (2); Kiefer Kofman, 1B (2); Christian Lopez, P (2); Ricky Obando, C (1). 2012—Chris DeVito, INF (1); Jared Holley, INF (1); Jason Karkenny, P (1); Ricky Obando, C (1); Scott Voets, INF (1); Hayden Tsutsui, C (2); Chris Schraut, P (2); Justin Vega, OF (2). 2013—Jerry Ismerio, OF (2); Raul Camas, OF (2); Chris DeVito, C (1); Riley Conlan, OF (1), Sam Shaikin, SS (1); Josh Garcia, P (2); Nick Milone, P (1). 2014—John Cashman, P (1); Josh Garcia, P (1), Sam Shaikin, SS (1); Garret Kueber, 2B (1); Jeryd Reuss, OF (1); Jake Ryan, C (2); Micah Ortiz, OF (2).

NATIONAL COACH OF THE YEAR
2003—Tom Meusborn (USA Today).

LOS ANGELES CITY SECTION COACH OF THE YEAR
1983—Bob Lofrano.
1990—Tom Meusborn.



Ryan Barba

ALUMNI

CHANCELLORS IN PRO BASEBALL
Year of graduation precedes names. Some players signed in later years.



Andy Weissberg

1966—Bruce Christensen, SS, California. 1969—Dwight Evans, OF, Boston. 1972—Richard Lashmet, SS, Kansas City. 1973—Bobby Mitchell, OF, Los Angeles. 1976—Andre David, OF, Minnesota. 1977—Brian David, 2B, Seattle; John Stevenson, SS, San Diego. 1978—Jim Benedict, P, Kansas City. 1980—Gene Lambert, P, San Francisco; Craig Stevenson, SS, Houston; Ty Vanburkleo, 1B, Milwaukee. 1982—Brian Wood, P, San Francisco. 1983—Keith Nicholson, P, Detroit; Steve Reed, P, San Francisco; Sherman Webb, SS, San Francisco. 1984—Pete Kuld, P, San Diego. 1988—Joel Wolfe, OF, Oakland. 1989—Rich Aude, 1B, Pittsburgh; David Waco, 2B, California; Derek Wallace, P, Chicago Cubs. 1991—Mitch Root, 3B, Chicago Cubs; Thurman Williams, OF, San Francisco; 1991—Jon Tucker, 1B, Los Angeles. 1996—Danny Phillips, OF, Colorado. 1999—Mike Kunes, P, San Francisco Giants; Chad Redfern, P, Atlanta. 2001—Matt Fisher, INF, New York Mets. 2002—Ryan Barba, INF, Milwaukee. 2003—Justin Cassel, P, Chicago White Sox. 2004—Willie Cabrera, OF, Atlanta; Jason Dominguez, P, Houston; Bryan Peterson, OF, Florida. 2006—Josh Rabin, P, Cincinnati. 2007—Matt Dominguez, 3B Florida; Mike Moustakas, SS, Kansas City.

CHANCELLORS IN FOUR-YEAR COLLEGE BASEBALL
1972—Steve Wold, Cal State Northridge. 1973—Bobby Mitchell, USC; Greg Ris, USC. 1976—Andre David, Cal State Fullerton. 1977—Brian David, Cal State Fullerton; John Stevenson, USC. 1978—Jim Benedict, Arizona State; Mitch Graff, Cal State

Northridge; Mike Mason, Loyola Marymount. 1979—Bob Brontsema, UC Santa Barbara; Mike Stevens, San Diego State; Bill Thom, USC. 1980—Craig Stevenson, USC. 1981—Glen Braybrooks, Cal State Fullerton; Reggie Lambert, Loyola Marymount. 1982—Larry Beinfest, Nevada Reno. 1984—Pete Kuld, Pepperdine. 1986—Brent Ruedy, UC Davis. 1988—Eric Johnson, Cal Lutheran; Rex McMackin, UC Riverside; David Waco, UC Santa Barbara; Joel Wolfe, UCLA. 1989—Pierre Amado, Cal State Northridge; Jason Evans, California; Vince Simili, UC Riverside; Derek Wallace, Pepperdine. 1990—Mike Mancuso, USC; Reed McMackin, USC. 1991—Mike Muir, Michigan; Adam Pearlman, Pepperdine. 1992—Brandon Nickens, Cal State Northridge; David Stevenson, Cal State Northridge; Jesse Yeomans, Cal State Northridge. 1993—Mark Lopez, Pepperdine. 1994—Bryan LaCour, UC Santa Barbara; Jim DeBiase, Cal State Northridge. 1996—Danny Phillips, Cal State Northridge. 1997—David Sark, California. 1998—Bryan Gant, Cal Poly San Luis Obispo; Tom Morefield, Cal State Northridge; Kevin O'Hara, Chico State. 1999—Mike Kunes, UCLA; Chad Redfern, San Diego State. 2000—Jacob Ball, Fresno State; Matt Cassel, USC; Matt Fisher, Oklahoma/UC Irvine; Oscar Marin, Arkansas-Littlerock; Brett Munson, Cal State Stanislaus. 2001—Brian Lee, UC Santa Barbara; Gregg Wallis, UC Irvine. 2002—Ryan Barba, New Mexico; Joe Guntz, Cal State Sacramento; Jared Halpert, Cal State Northridge/Fresno State. 2003—Justin Cassel, UC Irvine; Brett Munster, California; Keith Renno, Cal State Northridge. 2004—Jason Dominguez, Pepperdine; Jake Norton, New Mexico; Bryan Petersen, UC Irvine; 2005—Andrew Baslow, Cal State Dominguez. 2006—Kyle Barbato, Siena; Oliver Padre, Arizona; Daniel Simmons, UC San Diego; 2007—Bobby Coyle, Cal State Fresno; Nick Devian, Loyola Marymount. 2009—Carlos Escobar Jr., Nevada Reno; Andrew Klausmeier, Cal State Dominguez; Kasey Toven, UC Riverside.



Kasey Toven

By the Numbers

The Cal-Hi Sports Record Book keeps track of state marks in various sports. This is how the Chancellors rank as a team in the latest edition, published in 2009.

Team rankings:

- No. 1 — Longest winning streak: 54 games (2003-05)
- No. 1 — Longest unbeaten streak (no ties): 54 games (2003-05)
- No. 1 — Best one-season record: 35-0 (2004)
- No. 1 — Best five-season record: 149-10-1 (2000-04)
- No. 1 — Best record in 2000s: 267-27-1 (.907)
- No. 1 — Best record since 1980: 701-161-4 (.818)
- No. 1 — Best record since 1990: 491-96-3 (.835)
- No. 1 — Best all-time record: 812-273-5 (.747) 1963-2008
- No. 1 — Most wins in an undefeated season: 35 (2004)
- No. 1 — Most consecutive wins within a season: 35 (2004)
- No. 1 — Most wins in 2000s: 267
- No. 1 — Most RBIs in a season: 345 (2004)
- No. 2 — Best two-season record: 68-1 (2003-04)*
- No. 2 — Best three-season record: 97-5 (2003-05)
- No. 2 — Best four-season record: 127-8 (2003-06)
- No. 2 — Best five-season record: 157-12 (2003-07)
- No. 2 — Most wins in a season: 35 (2004)
- No. 2 — Most RBIs in a season: 302 (1998)
- No. 3 — Best three-season record: 93-7 (2002-04)
- No. 3 — Best four-season record: 124-8 (2001-04)
- No. 3 — Best five-season record: 153-13 (2001-05)
- No. 3 — Most home runs in a season: 74 (2007)
- No. 3 — Most runs in a season: 372 (2004)
- No. 4 — Best four-season record: 124-11 (2004-07)
- No. 4 — Most consecutive league titles: 9 (1981-89)
- No. 4 — Most hits in a season: 395 (2004)
- No. 4 — Most doubles in a season: 96 (2004)
- No. 4 — Most RBIs in a season: 276 (2005)
- No. 5 — Best four-season record: 122-11 (2002-2005)
- No. 5 — Most RBIs in a season: 275 (2007)
- No. 6 — Highest batting average in a season: .418 (2004)
- No. 6 — Most doubles in a season: 92 (1998)
- No. 8 — Most doubles in a season: 85 (2005)
- No. 10 — Most wins in a season: 33 (2003)
- No. 15 — Most runs in a season: 324 (1998)
- No. 16 — Most doubles in a season: 78 (1999)
- No. 21 — Most home runs in a season: 49 (2004)

*Tulare ranks No. 1 at 17-0-1 in 1943-44

Miscellany:

Chatsworth was selected team of the year in the state in 2004

By the Numbers

The Cal-Hi Sports Record Book keeps track of state marks in various sports. This is how the Chancellors rank individually in the latest edition, published in 2009.

Individual rankings:

- No. 1 — Most hits in a season: Willie Cabrera, 72 (2004)
- No. 1 — Most home runs in a season: Mike Mousakas, 24 (2007)
- No. 1 — Most home runs in a career: Mike Moustakas, 52 (2004-07)
- No. 1 — Most times hit by pitch in a season: James Wharton, 15 (2007)
- No. 1 — Best coaching record: Tom Meusborn, 618-128-4, .828 (1990- 2013)
- No. 2 — Most RBIs in a career: Matt Dominguez, 188 (2004-07)
- No. 3 — Most consecutive wins: Joe Guntz, 31 (1999-2002)
- No. 3 — Best two-year record: Joe Guntz, 25-0 (2000-01)
- No. 4 — Best two-year record: Jason Dominguez, 24-0 (2003-04)
- No. 4 — Most RBIs in a career: Mike Moustakas, 176 (2004-07)
- No. 4 — Most runs in a season: Willie Cabrera, 60 (2004)
- No. 4 — Most runs in a career: Mike Moustakas, 172 (2004-07)
- No. 5 — Best record in a season: Justin Cassel, 15-0 (2003)
- No. 5 — Best record in a season: Trent Jones, 15-0 (2007)
- No. 5 — Best record in a career: Jason Dominguez, 35-1 (2001-04)
- No. 6 — Most RBIs in a season: Matt Dominguez, 65 (2004)**
- No. 6 — Most shutouts in a season: Justin Cassel, 8 (2003)
- No. 8 — Most home runs in a career: Matt Dominguez, 41 (2004-07)
- No. 8 — Most runs in a career: Matt Dominguez, 158 (2004-07)
- No. 8 — Most consecutive wins: Jason Dominguez, 24 (2003-04)
- No. 9 — Most hits in a career: Matt Dominguez, 179 (2004-07)
- No. 9 — Most doubles, career: Jason Dominguez, 46 (2001-04)
- No. 11 — Most hits in a career: Mike Moustakas, 178 (2004-07)
- No. 15 — Most doubles in a career: Mike Moustakas, 43 (2004-07)
- No. 16 — Most hits, career: Jason Dominguez, 173 (2001-04)
- No. 17 — Most runs in a season: Mike Moustakas, 52 (2007)
- No. 17 — Most runs in a career: Jason Dominguez, 142 (2001-04)
- No. 19 — Most doubles, career: Matt Fisher, 41 (1997-2000)
- No. 21 — Most doubles in a career: Matt Dominguez, 40 (2004-07)
- No. 21 — Most RBIs in a season: Mike Moustakas, 59 (2007)
- No. 22 — Most RBIs in a career: Jason Dominguez, 135 (2001-04)
- No. 23 — Most runs in a season: Mike Moustakas, 52 (2005)
- No. 25 — Most runs in a season: Bryan Gant, 51 (1998)
- No. 25 — Most doubles in a season: Jason Dominguez, 18 (2004)
- No. 25 — Most doubles in a season: Mike Moustakas, 18 (2007)

** State record for a freshman

Miscellany:

Matt Dominguez was selected state freshman player of the year in 2004
 Mike Moustakas was selected state sophomore player of the year in 2005
 Mike Moustakas was selected state junior player of the year in 2006
 Mike Moustakas was selected state player of the year in 2007
 Tom Meusborn was state coach of the year in 2001



Tim Guy
Principal



Margaret Kearns
Assistant Principal
of Athletics



Warren Jarvis
Assistant Principal



Laura Voets
Assistant Principal



Salvador Aragon
Assistant Principal



Jonathan Sheriff
Athletic Director



Vahan Minassian
Assistant Athletic Director



Guyane Yernjakyan
Finance Manager



Debbie Levinson
Finance Assistant



Sherri Osborne
Booster Club President



Gary Rennpferd
General Manager



Daisy Hizon
Nurse




Andre Crenshaw
Plant Manager



Gregg McGuire
Strength Coach

MIKE MOUSTAKAS

#2 — *Kansas City Royals*



Chatsworth shortstop Mike Moustakas and third baseman Matt Dominguez became the fifth set of high school teammates, and the highest according to selection number, to be chosen in the first round since the major leagues baseball amateur draft was instituted in 1965. Moustakas was selected by the Kansas City Royals with the No. 2 overall pick and Dominguez was selected by the Florida Marlins

HIGH SCHOOL HIGHLIGHTS

- National Player of the Year in 2007
(by *Baseball America* and *National High School Baseball Coaches Assn.*)
- State Player of the Year in 2007
- State Junior of the Year in 2006
- State Sophomore of the Year in 2005
- All – American in 2005, 2006 and 2007
- City Player of the Year in 2006 and 2007
- All – City in 2005
- West Valley League Player of the Year in 2006 and 2007
- All – West Valley League in 2005
- Member of U.S. Junior National team in 2006
- Set state records with 24 HRs in a season (2007) and 52 in career

CAREER NOTES

Batting Average – .458



Home Runs – 52

RBI – 176



with the No. 12 overall pick. The two played side by side on the Chatsworth infield for four seasons, helping the Chancellors to a 124-11 record over that span; a national title in 2004, when the team finished 35-0; four appearances in the Los Angeles City Section championship game, including titles in 2004 and 2007, and four West Valley League championships, including 15-0 seasons in 2004 and 2007.

MATT DOMINGUEZ #12 — *Florida Marlins*



HIGH SCHOOL HIGHLIGHTS

- **National Rookie of the Year in 2004**
(by *National High School Baseball Coaches Assn.*)
- **State Freshman of the Year in 2004**
- **All – American in 2005, 2006 and 2007**
- **All – City in 2004, 2005, 2006 and 2007**
- **All – West Valley League in 2004, 2005, 2006 and 2007**
- **Member of U.S. Youth National team in 2005**
- **Member of U.S. Junior National team in 2006**
- **Set state record for a freshman with 65 RBIs in 2004**
- **Hit HRs in City Final at Dodger Stadium in 2005 and 2006**

CAREER NOTES

Batting Average – .424

Home Runs – 41

RBI – 188



This image shows a full page of blank, lined paper. It features approximately 28 horizontal grey lines spaced evenly apart, typical of standard notebook paper. The lines extend across the entire width of the page, leaving small margins at the top and bottom. There are no vertical lines, text, or other markings present.

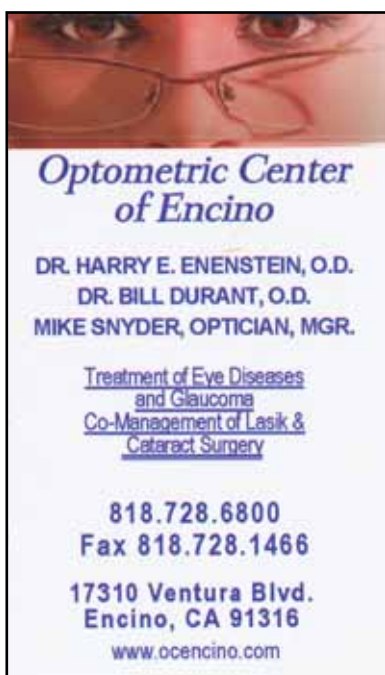
This media guide would not be possible without the generosity of the advertisers, including many that have sponsored the Chatsworth baseball program for years, and individuals who donate money toward the guide.

The baseball program also is extremely indebted to the businesses that purchase advertising banners for the Chatsworth Ballpark, the merchants and friends of the program who provide prizes for the Bowling Night fund-raiser, the people who buy Christmas trees, the alumni and former players who give donations and, of course, the parents of the players who give of their time and money.

To those in the Chatsworth baseball family who receive this book, we encourage them to support the businesses that so kindly support the program.

Here is a list of our contributors. We apologize to anyone if they were inadvertently omitted.

Lourdes Lopez / Pro-Cut Salon
Gustavo & Tonia Palomera
Petruzates Family
Tom & Karen Powell
Todd & Chrissie Stanford
Oishi Kristapon Piansri / Japanese Cuisine



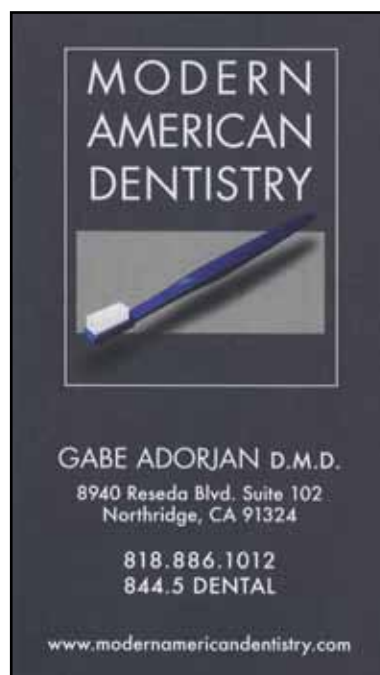
*Optometric Center
of Encino*

DR. HARRY E. ENENSTEIN, O.D.
 DR. BILL DURANT, O.D.
 MIKE SNYDER, OPTICIAN, MGR.

Treatment of Eye Diseases
and Glaucoma
Co-Management of Lasik &
Cataract Surgery

818.728.6800
 Fax 818.728.1466

17310 Ventura Blvd.
 Encino, CA 91316
www.ocencino.com




MODERN
AMERICAN
DENTISTRY

GABE ADORJAN D.M.D.
 8940 Reseda Blvd. Suite 102
 Northridge, CA 91324

818.886.1012
 844.5 DENTAL

www.modernamericandentistry.com




**COUNTRY DELI
RESTAURANT**

9901 Topanga Canyon Boulevard
Chatsworth, CA 91311
(818) 709-5612

**DINE IN
TAKE OUT
CATERING**

**OPEN
7 DAYS
BREAKFAST
LUNCH
DINNER**



Ralph
(818) 730-4562
14650 Roscoe Blvd
Panorama, CA 91402

@caballeros_barbershop

LAWRENCE S RUBAUM
ATTORNEY AT LAW

SHAFFER, GOLD & RUBAUM, LLP
12011 SAN VICENTE BOULEVARD, SUITE 600 • LOS ANGELES, CA 90049-4948
TELEPHONE (310) 476-9955 • FAX (310) 471-0482
E-MAIL: lrubaum@sgr4law.com



TRACEY JONES~DESIGNER
310.428.2511
WWW.JONESINTERIORDESIGN.COM

10178 MASON AVE. MON-FRI 9-6:30
CHATSORTH, CA 91311 SAT. 9-5:30
PHONE (818) 727-0890 CLOSED SUNDAYS
FAX (818) 727-1804 WWW.SANCARLODELI.COM

SAN CARLO DELI, INC.

BAKERY • FOOD TO GO • PIZZA • SANDWICHES
PASTA • LASAGNA • EGGPLANT PARMIGIANA
PARTY TRAYS • BEER & WINE

CATERING FOR ANY OCCASION

GIOVANNI ROBERTO PASQUALE ROBERTO

SK LANDSCAPE DESIGN, INC.



Steven Kinzler
818-345-0492

818-773-0120 Fax
skinzler@sklandscape.com
www.sklandscape.com
License #819401

"We Create and Maintain"

**DILYN
PRODUCTIONS**

- Story Doctor
- Adventure Epics
- Short Stories
- Novels
- Ghost Writer Extraordinaire
- We Write To Your Expectations

(818) 344-9994
Fax (818) 368-1571
Cell (818) 636-4727
e-mail: nysshops@socal.rr.com

BUD SELIGSON



Studio 19

Inside G. Militello Studios
10231-C Topanga Cyn Blvd.
Chatsworth, CA 91311

Lisa Vargas
Hairstylist
818-923-3791 Cell



The Collection Connection

Specializing in Debt Enforcement

Elaine Goldstein
Principal

Mailing Address:

9800-D Topanga Canyon Blvd., #311 • Chatsworth, CA 91311
(818) 678-4300 • Fax (818) 678-4327 • (800) 464-0742



800-728-1048
DriversEdDirect.com

DMV LICENSED DRIVING SCHOOL #4141
BONDED • INSURED

- Drivers Ed Online
- Drivers Training in Hybrid Cars & SUV's

- Convenient Pick-up & Drop-off Service
- One-on-one Private Lessons
- Payment Plans Available
- Ask About Discounts



Pamela Hanson-Medina
Private Banker
NMLSR ID: 1038274

23325 Mulholland Dr.
Woodland Hills, CA 91364
Tel: 818 746 4982
Fax: 818 222 0471
Customer Service: 818 222 3873

pamela.hanson-medina@wellsfargo.com

Wells Fargo Bank, N.A.



DiGIACOMO UPHOLSTERY

- ♦ UPHOLSTERY ♦ SLIP COVERS ♦ PILLOWS
- ♦ NEW FURNITURE ♦ BEDDING ♦ CUSHIONS
- ♦ DRAPERIES ♦ HEADBOARDS ♦ DESIGN SERVICES

19743 BAHAMA STREET NORTHridge, CA 91324
PHONE (818) 999-0441 FAX (818) 999-1516
WWW.OTBFABRICS.COM INFO@OTBFABRICS.COM

James Sandberg Pool Service

(818) 620-3426

Serving the San Fernando Valley
and surrounding areas since 1992

7826 Gazette Ave.
Winnetka, CA 91306



Shekhar Chikhalikar

Attorney & Counselor at Law

21021 Devonshire Street # 202, Chatsworth, CA 91311
sc@snclawoffice.com • www.snclawoffice.com
P: (818) 714-1789 • F: (818) 530-4367



Bonded • Licensed • Insured
Responsible • Honest
Quality Work

CRUZ CONSTRUCTION & LANDSCAPE

Hardscape and Landscape
Design • Construction • Maintenance
(818) 217-4881

Jose R. Cruz
President
Lic. #B-622304
www.cruz-construction.com

Ricky Gonzalez
Landscape Supervisor
FAX 818-217-4205

cruzconstruction@hotmail.com



Stephen Jevtic
General Manager

10023 Canoga Avenue
Chatsworth, CA 91311
coastalinkjets@gmail.com

Toll Free: 866-410-9600
Local: 818-534-2316
Fax: 818-534-2319

www.coastalinkjets.com

Encino Terrace Center 818.990.9455 Tel
15821 Ventura Boulevard 818.990.3195 Fax
Suite 275 mike@donercpa.com
Encino, California 91436 www.donercpa.com

Michael R. Doner

CERTIFIED PUBLIC ACCOUNTANT

Ray Mehlbaum

Percussion Instructor

310.430.0630
learn2paradiddle@yahoo.com



MEMBER
ASCAP • AFTRA • LOCAL 47

HOOPER CAMERA & IMAGING

Buy Better, Buy Smart 70 YEARS

CHATSWORTH 21902 DEVONSHIRE ST. 91311 (818) 709-0014 • Fax (818) 709-0130
THOUSAND OAKS 816 E THOUSAND OAKS BLVD. 91360 (1/2 mile East of Moorpark Rd.) (805) 494-3080 • (805) 494-3159

HC IMAGING
INDUSTRIAL & EBAY SALES
Sales@hoopercamera.com
(818) 709-0016
Fax (818) 709-0130

Order prints & photo products online at
www.hoopercamera.com

Find us on:

STRAW HAT PIZZA

STRAWHATPIZZA.COM/CHATSWORTH
Genuine California Pizza Connect with us on Facebook



Chatsworth Plaza
21515 Devonshire St.
Chatsworth, CA 91311

818.998.1965
818.998.3624

Care-A-Lot Pharmacy

Haikul Parsamyan
Pharm. D., CGP

info@carealotpharmacy.com

P 747.202.3222
21413 Devonshire St.
Chatsworth, CA 91311
www.carealotpharmacy.com

BOMBAY TO BEIJING

INDIAN & CHINESE CUISINE

100% AUTHENTIC

WE PROVIDE CATERING FOR
PRIVATE & CORPORATE EVENTS

818-725-2629
818-667-1194

20861 Lassen St.
Chatsworth, CA
91311



Go Chancellors!

Proud Supporter of Chatsworth High School Athletics



*Always low prices
and honest advice*

21803 Devonshire St, Chatsworth
(818) 341-8631
www.ChatsworthTire.com
Family owned and operated.



The Renno Team

Office: 661.254.7100
E-Fax: 661.367.5520
RennoTeam@WintrustMortgage.com
www.RennoTeam.com

WINTRUST
MORTGAGE



27200 Tournay Road, Suite 330
Valencia, CA 91355

Keith Renno
Senior Loan Officer
NMLS# 255882
Direct: 661.513.3118

Jason Renno
Senior Loan Officer
NMLS# 254743
Direct: 661.513.3112

Dean B. Wolf
Senior Loan Officer
NMLS# 536661
Direct: 661.513.3119



BREACHING AND RAPID RESPONSE EQUIPMENT

WWW.ROMANTACTICAL.COM

PHONE: 626-485-0587 SALES@ROMANTACTICAL.COM



NACHI/KAPLAN/TTA
Certified
Alan Meyer
8843 Debra Ave.
North Hills, CA 91343
(818) 294-5335

www.amhomeinspectionsservices.com E-mail: alan.meyer2@verizon.net

Personalized Service, 24 Hours 7 Days a Week





800 Post St., San Francisco, CA



theroyalesf
theroyalesf
@theroyalesf
facebook.com/theroyalesf
www.theroyalesf.com 415.441.4099




Pope Properties Inc.
License # 01978180
Real Estate & Property Management Services

661.480.1920

Cyndi Meyer
Chief Operations Officer
661.480.1920
PopePropertiesInc@gmail.com
28603 Kathleen Avenue, Santa Clarita, CA 91390



NOW OPEN

Limited Time Offer
1st class FREE

\$99.00 | Unlimited First Month
New customers only

CRANK
ADDICTIVE CYCLING® & FITNESS
www.crankfitness.net
21534 Devonshire Street | Chatsworth, CA 91311

Hours of Operation
Mon-Fri 5:30am-7pm
Sat-Sun 7am-12pm




Katie Christie
Travel Agent

6715 Morro Road
Atascadero, CA 93422
CST 2091070-40

Tel. 805-462-9940
Fax 805-462-9943
pctcruises@yahoo.com

Great Cruise Discounts!



Guaranteed Lowest Prices!
www.PCTcruises.com

Find Us On Facebook!



SAG

Steve's Automatic Gate
&
CUSTOM IRONWORK
Commercial • Residential • Industrial

888-325-7247

350 E. Easy Street Unit 10 • Simi Valley, CA 93065
Cell: 805-857-9009 • LIC. # 747913

SINCE 1984



RAMCAST

Ornamental Supply CO., INC.

Quality Steel - Competitive Pricing
Exceptional Service

Los Angeles

8697 Alameda St

Los Angeles CA, 90002

Phone: (323) 585-4999

Fax: (323) 585-6766

Pomona

1450 E. Mission Blvd.

Pomona CA, 91766

Phone: (909) 469-4767

Fax: (909) 469-4771

Sun Valley

8942 Lankershim Blvd

Sun Valley CA, 91352

Phone: (818) 768-0871

Fax: (818) 768-0948

Fresno

1555 N. Chestnut Ave.

Fresno CA, 93703

Phone: (559) 456-4999

Fax: (559) 455-0145

Proudly Supporting Chatsworth Baseball

S&J'S COMPLETE AUTO REPAIR



6101 Hazeltine Avenue, Van Nuys, 91401 • (818) 989-6350




Kiwanis
Club Of Chatsworth
Serving Our Community Since 1967

PROUD SPONSORS OF
CHATSWORTH HIGH SCHOOL
GO CHANCELLORS!

TO JOIN KIWANIS visit us
When: Tuesdays @ 7:00 p.m.
Where: Los Toros Mexican Restaurant
21743 Devonshire St-Chatsworth
www.chatsworthkiwanis.org

Kiwanis
www.kiwanis.org



TODD ANTHONY PHOTOGRAPHY



**Photo Booth Rentals
Wedding Photography
Senior Portraits
Sports Photography
Head Shots**

(626) 893-5297

**Family Sessions
Holiday Portraits
Photo Albums
Corporate Events
Fashion**



facebook.com/taphoto1

www.taphoto1.com



[@taphoto1](https://www.instagram.com/taphoto1)



SCREEN PRINTING EMBROIDERY BANNERS & SIGNS



310.295.0091



FASTINKEDPRINTING



FAST INKED

Wendy's



Good Luck Chatsworth Baseball

Total Baseball Training Academy
Total Baseball Vipers



Total Baseball Training Academy is an elite youth baseball training program with the purpose of top-notch instruction and elite level of competition for serious baseball players. All training sessions are at Chatsworth High School or Sierra Canyon High School.

The Total Baseball Vipers are our travel teams. We have teams in ages 10u, 11u, 12u, 13u and 14u. Interested players should contact the coaching staff through our web-site.

www.totalbaseballtrainingacademy.com

(818) 675-2594



**BAGGER
SPORTS**

23460 CINEMA DRIVE
VALENCIA, CA 91355
(661) 260-2502
BAGGERSPORTS.COM

BAGGER SPORTS IS A PROUD SUPORTER OF



GO CHANCELLORS!



*Proud Supporters Of
Chatsworth High School Baseball,
Go Chancellor's*

*Specializing in Orthopedic and
Sports Physical Therapy*



**Gillette
& Associates
PHYSICAL THERAPY**

(818) 340-8858
6325 Topanga Canyon, Suite 100
Woodland Hills CA, 91367

W W W . G I L L E T T E P T . N E T

Getting You Back Into The Game Of Life
Since 1986



— IS PROUD TO SUPPORT THE —

Chatsworth High School BASEBALL PROGRAM



2015 FORD MUSTANG "ROCKET"

GALPIN AUTO SPORTS & HENRIK FISHER

CONVENIENTLY LOCATED AT 15505 ROSCOE BLVD.
IN THE HEART OF THE SAN FERNANDO VALLEY



1-800-GO-GALPIN • GALPIN.COM



@galpinmotors



@galpinmotors



@galpinmotors



SALUTES



**RAMSET - Made In The USA
and giving back.**

**Make your next gate
operator a RAMSET.**

www.ramsetinc.com
www.ramsetinc.com/dav

2016 GAME SCHEDULE

DAY	DATE	TIME	OPPONENT	LOCATION
* SAT	FEB. 6	12:30 PM	ALUMNI	CHATSWORTH
* SAT	FEB. 20	11:00 AM (DH)	CARSON	CARSON
■ SAT	FEB. 27	11:00 AM	CRESPI	CRESPI
■ TUE	MAR. 1	3:00 PM	ALEMANY	CHATSWORTH
■ THU	MAR. 3	3:00 PM	EASTON TOURNAMENT	TBA
■ SAT	MAR. 5	11:00 AM	EASTON TOURNAMENT	TBA
■ TUE	MAR. 8	3:00 PM	EASTON TOURNAMENT	TBA
* FRI	MAR. 11	7:00 PM	CHAMINADE	CHATSWORTH
● TUE	MAR. 15	3:00 PM	MONTEBELLO	TBA
* WED	MAR. 16	6:00 PM	BANNING	RBI FACILITY
▲ MON	MAR. 21	5:30 PM	BASIC	DURANGO
▲ MON	MAR. 21	8:30 PM	DURANGO	DURANGO
▲ TUE	MAR. 22	5:30 PM	ARBOR VIEW	DURANGO
▲ WED	MAR. 23	TBA	DURANGO TOURNAMENT	DURANGO
● MON	MAR. 28	TBA	ST. PAUL TOURNAMENT	TBA
● TUE	MAR. 29	TBA	ST. PAUL TOURNAMENT	TBA
● WED	MAR. 30	TBA	ST. PAUL TOURNAMENT	TBA
* WED	APR. 6	3:00 PM	BIRMINGHAM	BIRMINGHAM
* FRI	APR. 8	3:00 PM	BIRMINGHAM	CHATSWORTH
+ SAT	APR. 9	11:00 AM	CULVER CITY	CHATSWORTH
* WED	APR. 13	3:00 PM	EL CAMINO REAL	CHATSWORTH
* FRI	APR. 15	3:00 PM	EL CAMINO REAL	EL CAMINO REAL
+ SAT	APR. 16	11:00 AM	WESTLAKE	CHATSWORTH
* WED	APR. 20	3:00 PM	CLEVELAND	CLEVELAND
* FRI	APR. 22	3:00 PM	CLEVELAND	CHATSWORTH
+ SAT	APR. 23	11:00 AM	GOLDEN VALLEY	CHATSWORTH
* WED	APR. 27	3:00 PM	TAFT	CHATSWORTH
* FRI	APR. 29	3:00 PM	TAFT	TAFT
+ SAT	APR. 30	11:00 AM	MIRA COSTA	CHATSWORTH
* TUE	MAY 3	3:00 PM	GRANADA HILLS	GRANADA HILLS
* THU	MAY 5	3:00 PM	GRANADA HILLS	CHATSWORTH
◆ TUE	MAY 17	3:00 PM	PLAYOFFS, FIRST ROUND	TBA
◆ FRI	MAY 20	3:00 PM	PLAYOFFS, QUARTER FINALS	TBA
◆ THU	MAY 26	TBA	PLAYOFFS, SEMI FINALS	TBA
◆ SAT	MAY 28	TBA	PLAYOFFS, FINALS	DS

* League Play

■ Easton Showdown Tournament

▲ Blazer Spring Bash

● St. Paul Tournament

+ Chatsworth Classic

◆ Playoffs

CHATSWORTH
CHANCELLORS

